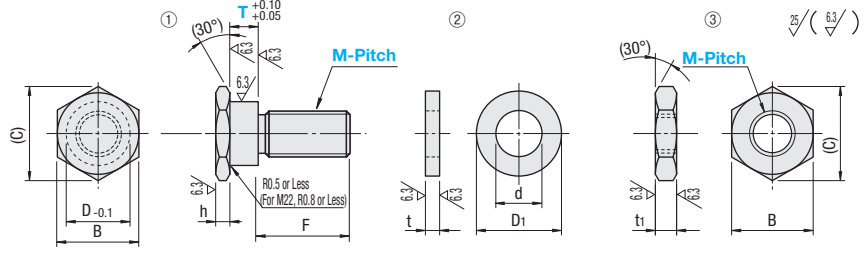


Floating Joints - Quick Connection Type

[Threaded] Cylinder Connector - Separate Type / Bolt Mount Type



Type		Components	Material	Surface Treatment	Hardness
F Fixed	F Configurable				
FJTM	FJTMF	① ②	S45C Equivalent	Salt-bath Nitriding	500HV~
FJNM	FJNMF	① ③			



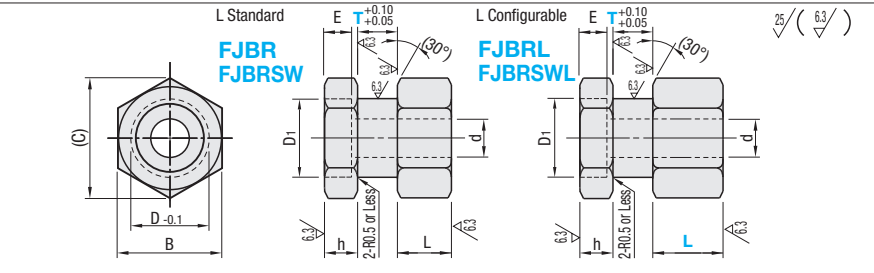

RoHS10

- ⊕ No Salt-bath Nitriding Treatment on F Dimension for FJTMF and FJNMF.
- ⊕ For details of Salt-bath Nitriding, see P.1907.
- ⊕ Salt-bath Nitriding may cause uneven color, which doesn't affect mechanical function.

Part Number	Type	M-Pitch	T Selection				F		h	D	B	(C)	t	t1	D1	d	
			F Fixed	F Configurable (1mm Increment)	F Fixed	F Configurable (1mm Increment)											
F Fixed FJTM FJNM			3-0.5	3	4*			10	7-15	3	6	8	9.2	3	5	9	3.2
			4-0.7	3	4*			13	8-20		7	10	11.5			11	4.3
			5-0.8	3	4	6*	10	15	8-25		8	12	13.9			13	5.3
			6-1.0	4	6*		12	21	9-30		10	14	16.2			15	6.4
			8-1.25	4	6	8*	9	12	23		11-40	13	17			19.6	18
F Configurable FJTMF FJNMF			10-1.5			8*	10	27	13-50	4	16	21	24.2	4	8	22	10.5
			16-2.0			12	15*	43	21-80		13	17	19.6			18	8.4
			20-2.5			15*		48	24-100		16	21	24.2			22	10.5
			22-2.5			15	20*	52	27-100		25	30	34.6			31	17
											6	27	32			36.9	35

Part Number	-	T	-	F
FJTM5-0.8	-	4	-	
FJNMF10-1.5	-	8	-	20

M-Pitch	Unit Price				Applicable Holder			
	F Fixed		F Configurable		HLRA P1533	HLRB P1535	HLRC P1534	HLRE P1536
	FJTM	FJNM	FJTMF	FJNMF				
3-0.5					HLRA6	HLRB6	HLRC6	-
4-0.7					HLRA7	HLRB7	HLRC7	HLRE7
5-0.8					HLRA8	HLRB8	HLRC8	HLRE8
6-1.0					HLRA10	HLRB10	HLRC10	HLRE10
8-1.25					HLRA13	HLRB13	HLRC13	HLRE13
10-1.5					HLRA16	HLRB16	HLRC16	HLRE16
16-2.0					HLRA25	HLRB25	HLRC25	HLRE25
20-2.5					HLRA25	HLRB25	HLRC25	HLRE25
22-2.5					HLRA27	-	HLRC27	-



RoHS10

- ⊕ For L Configurable Type, surface treatment is not added to the end.
- ⊕ Salt-bath Nitriding may cause uneven color, which doesn't affect mechanical function.
- ⊕ For details of Salt-bath Nitriding, see P.1907.

L Standard	L Configurable	Material	Surface Treatment	Hardness
FJBR	FJBRL	S45C Equivalent	Salt-bath Nitriding	500HV~
FJBRSW	FJBRSWL	SUS304	Nitriding Treatment	1000HV~

Part Number	Type	No.	T Selection												L		h	D	B	(C)	D1	d	E	Unit Price			
			L Fixed	L Configurable (1mm Increment)	FJBR	FJBRSW	FJBRL	FJBRSWL																			
L Fixed	FJBR FJBRSW	3	3	4	5	6	8	9	10	12			5	3-10	4	10	14	16.2	6.5	3.4	3.5						
		4	4	5	6	8	9	10	12	15			5	3-10	5	13	17	19.6	8	4.5	4.5						
		5											6	3-20	6	16	21	24.2	9.5	5.5	5.5						
		6											8	3-20	8	18	23	26.6	11	6.6	6.5						
L Configurable	FJBRL FJBRSWL	8		5	6	8	9	10	12	15			6	3-20	10	21	26	30	14	9	8.6						
		8											6	3-20	10	21	26	30	14	9	8.6						
		10											10	3-20	12	25	30	34.6	17.5	11	10.8						
		10											10	3-20	12	25	30	34.6	17.5	11	10.8						

Ordering Example	Part Number	-	T	-	L
	FJBR6	-	8	-	
	FJBR10	-	12	-	14