Compact Cylinders

Stroke	Rod Tip	Type	Features
Fixed	Tapped	MSCCN	Standard Stroke Type is available. In-stock items. Same day shipping is available. (Sensor for Cylinder, No Bracket)
	Threaded	MSCCA	
Configurable	Shape Selectable	MSCCS	Stroke and end shape are selectable in 1mm increments.

For Brackets for the Standard Stroke Cylinder, see P.1487, 1488

Operating Temp. Range: 5 ~ 60°C

Cylinder Body End

Standard Type (Terminal)
Rod Tip Tapped

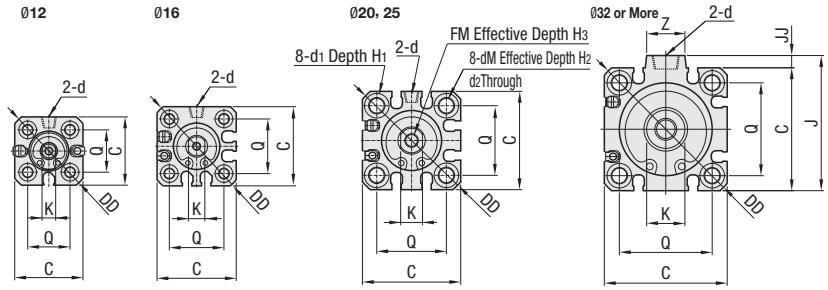

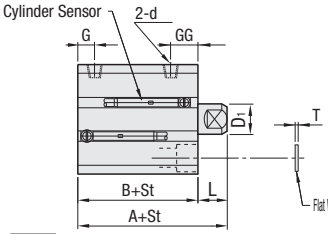

Rod Tip Threaded

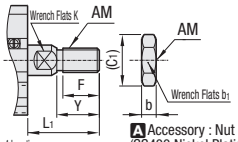

Rod with Pilot Type (Terminal B)

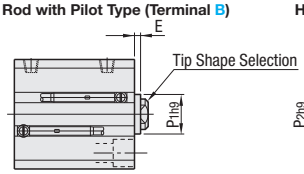

Head with Pilot Type (Terminal C)

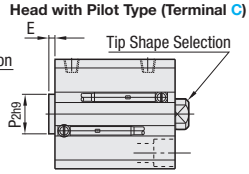

A Accessory : Nut 1 pc. (SS400 Nickel Plating)

For material and surface treatment, refer to the "Compact Cylinder Overview" on P.1483.

A Accessory: Flat Washer 4 pcs. (Low Carbon Steel Nickel Plating)

Table 1 Compact Cylinder Piston Rod Tip Shape

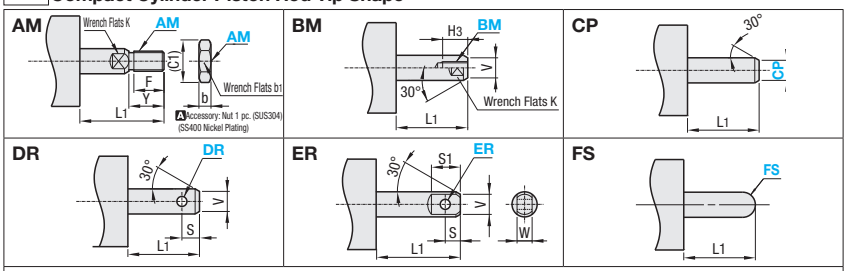

Tube I.D. (mm)	F	H3	K	* L1	S	S1	V	W	Y
12	9	6	5	14(24)	4	8	5	4	10.5
16	10	8	6	15.5(25.5)	6	12	7	5	12
20	12	7	8	18.5(28.5)	8	16	8	6	14
25	15	12	10	22.5(32.5)	10	20	10	8	17.5
32	20.5	13	14	28.5(38.5)	12	24	14	10	23.5
40	20.5	13	14	28.5(38.5)	12	24	14	10	23.5
50	26	15	17	33.5(43.5)	14	28	18	12	28.5

* When Foot Type cylinder bracket is selected, dimension will be indicated in ( ).

AM	b	b1	(C1)
M3x0.5	2.4	5.5	6.4
M4x0.7	3.2	7	8.1
M5x0.8	4	8	9.2
M6x1.0	5	10	11.5
M8x1.25	5	13	15
M10x1.25	6	17	19.6
M12x1.5	7	19	21.9
M14x1.5	8	22	25.4
M16x1.5	10	24	27.7
M18x1.5	11	27	31.2

Nominal Thread Dia.	Threaded	Tapped
M3	M3x0.5	M3x0.5
M4	M4x0.7	M4x0.7
M5	M5x0.8	M5x0.8
M6	M6x1.0	M6x1.0
M8	M8x1.25	M8x1.25
M10	M10x1.25	M10x1.5
M12	M12x1.5	-
M14	M14x1.5	-
M16	M16x1.5	-
M18	M18x1.5	-

Table 2 Bracket Selection List

(Refer to the part numbers on P.1487)

Foot Brackets

Type	Applicable Part Number
KFB	CFKPB
KFM	CFKPM

U-Shaped Clevis Mount Brackets

Type	Applicable Part Number
TKB	CTKB
TKM	CTKM

For material, surface treatment and dimensions, refer to P.1487.

External Dimensions for Compact Cylinders

Tube I.D. (mm)	A	B	C	D1	DD	d	d1	d2	H1	H2	dM	E	H3	G	GG	J	JJ	K	L	P1	P2	Q	T	Z	b	b1	C1	F	L1	Y
12	25.5	22	25	6	32	M5x0.8	6.5	3.5	4	7	M4x0.7	1.5	6	5	7.5	-	-	5	3.5	15	6	15.5	0.5	-	4	8	9.2	9	14	10.5
16			29	8	38								8					6		20	10	20			5	10	11.5	10	15.5	12
20	34	29.5	36	10	47		9	5.5	7	10	M6x1.0	2	7	5.5	9			8	4.5	13	13	25.5	1		5	13	15	12	18.5	14
25	37.5	32.5	40	12	52								12		11			10	5	15	15	28			6	17	19.6	15	22.5	17.5
32	40	33	45	16	60	Rc1/8							13	7.5	10.5	49.5	4.5	14	7	21	21	34		14	8	22	25.4	20.5	28.5	23.5
40	46.5	39.5	52		70									8	11	57	5			28	28	40								
50	48.5	40.5	64	20	86	Rc1/4	11	6.6	8	14	M8x1.25		15	10.5	10.5	71	7	17	8	35	35	50		19	11	27	31.2	26	33.5	28.5
63	54	46	77		103		14	9	10.5	18	M10x1.5	-			15	84				-	-	60								

Standard Stroke Type

Part Number Type	Tube I.D. (mm)	St Stroke (mm) Selection (Refer to the Price List)	L	Cylinder Body End Shape	Rod Tip MSCCN (Tapped) FM	Rod Tip MSCCA (Threaded) AM	Gasket	Unit Price MSCCN St Stroke (mm) 5	10	15	20	25	30	35	40	45	50	75	100	MSCCA St Stroke (mm) 10	20	30	50	75	100
Rod Tip Tapped MSCCN	12	5~30	3.5	A (Standard)	M3x0.5	M5x0.8	NB Nitrile Rubber							-	-	-	-	-	-				-	-	-
	16				M4x0.7	M6x1.0								-	-	-	-	-	-				-	-	-
	20	5~50	4.5		M5x0.8	M8x1.25												-	-		-			-	-
	25		5		M6x1.0	M10x1.25												-	-		-			-	-
Rod Tip Threaded MSCCA	32		7		M8x1.25	M14x1.5												-	-		-			-	-
	40	5~100																			-			-	
	50	10~100	8		M10x1.5	M18x1.5		-												-	-				
	63	30~100						-	-	-	-	-		-	-	-				-	-				