

Steel Hollows for Air Nozzles / Terminals for Nozzles

Features: Can be used as air curtains when combined with Flat Type Air Nozzle on P.1455.

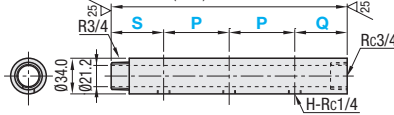


Type	Material	Surface Treatment	Normal Pressure	Accessory:
Threaded and Tapped Both Ends Tapped	STPT370	Zinc Plating	0.7MPa	Tapered Screw Plug (SCM435, Black Oxide) 1 pc. Tapered Screw Plug (SUSXM7) 1 pc.
AMR AMF	SUS304TP	-		
AMRS AMFS				

Accessory Tapered Screw Plug is seal-coated.

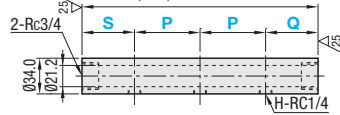
Threaded and Tapped

$$L = (H-1) \times P + S + Q \leq 700$$



Both Ends Tapped

$$L = (H-1) \times P + S + Q \leq 700$$



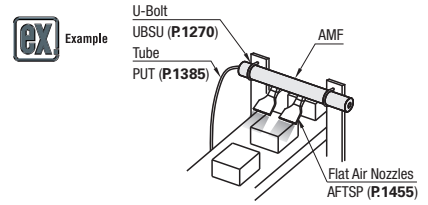
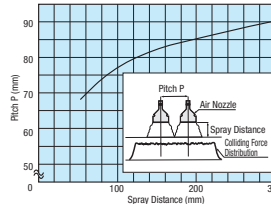
25/25

Part Number Type	No.	Number of Side Tapped Holes H	Pitch P 1mm Increment	S, Q 1mm Increment	AMR, AMF Unit Price					AMRS, AMFS Unit Price										
					H1, 2	H3, 4	H5, 6	H7, 8	H9, 10	H1, 2	H3, 4	H5, 6	H7, 8	H9, 10						
AMR AMRS	AMF AMFS	20A	1~10	60~80	35~80															

When H (the number of side tapped holes) is 1, specifying Pitch P is not necessary.

Part Number	H (Number of Holes)	P	S	Q
AMR20A	1	S40	Q50	
AMF20A	8	P70	S35	Q35

Spray Width Property Table

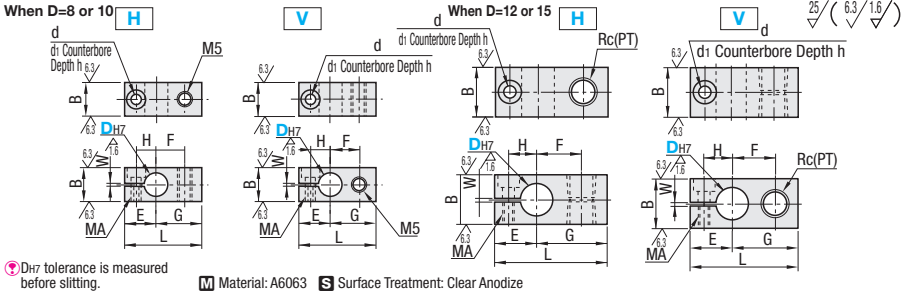


The graph is the property table when Flat Air Nozzle - Standard Type - on P.1455 is installed.
Ex. When the spray distance is 200mm, the Pitch P is 85 and the colliding force becomes almost even.

Values on the graph are for reference, not guaranteed.



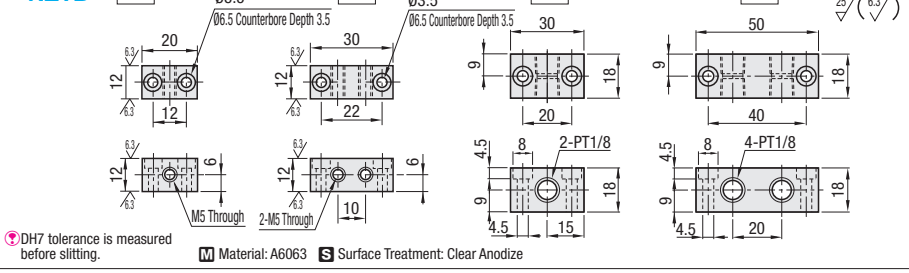
NZTA



Part Number Type	D	No.	Rc(PT)	B	L	E	G	H	F	MA	d	d1	h	W	Included Bolt	Unit Price
NZTA	8	H V	-	12	27	11	16	7	10	M3	3.5	6.5	3.5	1	SCB3-8	
	10	H V		16	30	13.5	16.5	8.5	10	M4	4.5	8	4.5	1.5	SCB4-10	
	12	H V	1/8	18	40	15	25	10	16	M4	4.5	8	4.5	1.5	SCB4-10	
	15	H V	1/4	22	52	19	33	13	22	M5	5.5	9.5	5.5	1.5	SCB5-15	



NZTB



Part Number Type	No.	Unit Price
NZTB	1	
	2	
	1-1	
	1-2	

Part Number	No.
NZTA8	H
NZTB1-1	H

