

Casters

Medium Load / Compatible Type

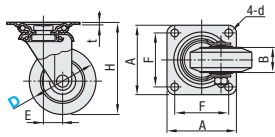
Medium Load

RoHS 10

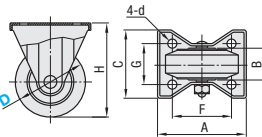
Type	Main Body			Wheel*	Bearing
	Swivel	Fixed	With Stopper	Material Surface Treatment Material (Color)	
CJM	CKM	CTM	SPHC	Trivalent Chromat	Synthetic Rubber (Black)
CJMS	CKMS	CTMS	SUS304	-	
CJMUC	CKMUC	CTMUC	SPHC	Trivalent Chromat	Urethane Rubber (Green)
CJMU	CKMU	CTMU	SUS304	-	
CJMM	CKMM	CTMM	SPHC	Trivalent Chromat	MC Nylon (Blue)
CJMMS	CKMMS	CTMMS	SUS304	-	

* Part numbers are not RoHS compliant. * Wheel part of Stainless Steel Type is SPHC (Trivalent Chromat).

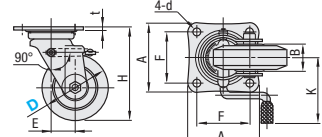
Swivel



Fixed



Swivel with Stopper



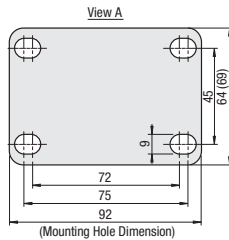
Main Body	D	B	H	A	C	F	d	E	G	K	t	Allowable Load (N)			
												Synthetic Rubber Wheel		MC Nylon Wheel	
												Urethane Rubber Wheel	SPHC Body	SUS Body	SUS Body
Swivel	75	32	101	84	-	63	9.5	22	-	-	3.2	785	980	1667	2353
	100	40	144	96	-	71	10.5	35	-	-	4.5	1275	1470	2549	3529
	130	40	178	107	-	80	11.0	40	-	-	-	1765	2451	3530	4903
Fixed	75	32	101	95	72	63	9.5	-	40	-	-	785	980	1667	2353
	100	40	144	115	80	80	10.5	-	45	-	-	1275	1470	2549	3529
	130	40	178	138	93	100	11.0	-	56	-	-	1765	2451	3530	4903
With Stopper	75	32	101	84	-	63	9.5	22	-	70	3.2	785	980	1667	-
	100	40	144	96	-	71	10.5	35	-	90	4.5	1275	1470	2549	3529
	130	40	178	107	-	80	11.0	40	-	95	-	1765	2451	3530	4903

Kgf (Load)=Nx0.101972

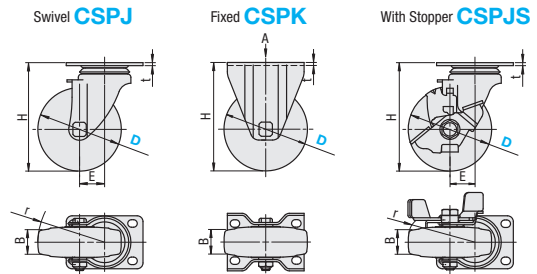
Main Body	Synthetic Rubber Wheel			Urethane Rubber Wheel			MC Nylon Wheel		
	Part Number	D	Unit Price	Part Number	D	Unit Price	Part Number	D	Unit Price
	Type			Type			Type		
Swivel	CJM	75		CJMUC	75		CJMM	75	
	CJMS	100		CJMU	100		CJMMS	100	
	(Stainless Steel)	130		(Stainless Steel)	130		(Stainless Steel)	130	
Fixed	CKM	75		CKMUC	75		CKMM	75	
	CKMS	100		CKMU	100		CKMMS	100	
	(Stainless Steel)	130		(Stainless Steel)	130		(Stainless Steel)	130	
With Stopper	CTM	75		CTMUC	75		CTMM	75	
	CTMS	100		CTMU	100		CTMMS	100	
	(Stainless Steel)	130		(Stainless Steel)	130		(Stainless Steel)	130	

Compatible Type

RoHS 10



Same plate size and pitch are used for all different types and sizes of Casters.
 Dimensions in () are applicable to CSPK only.
 r indicates the swivel radius of the wheel and turning radius of the pedal.



Type	Main Body		Wheel		Bearing	
	Material	Surface Treatment	Material (Color)	Swiveling Part	Wheel	
CSPJ CSPK CSPJS	SPHC	Trivalent Chromate	Rubber (Gray)	Incorporated	Incorporated	

Main Body	Part Number		Wheel Material	H	B	r	t	E	Allowable Load (N)	Mass (g)	Unit Price	
	Type	D										
Swivel	CSPJ	75	R (Rubber)	93	25	65	2.3	25	600	416		
		100		130	32	83	-	30	1200	982		
		125		157	32	101	3.5	35	1600	1071		
		150		190	32	118	4.0	40	1600	1187		
Fixed	CSPK	75	R (Rubber)	93	25	-	2.3	-	600	317		
		100		130	32	-	-	30	1200	786		
		125		157	32	-	2.5	-	35	1600	802	
		150		190	32	-	-	-	40	1600	957	
Swivel with Stopper	CSPJS	75	R (Rubber)	93	25	77	2.3	25	600	492		
		100		130	32	98	3.0	30	1200	1147		
		125		157	32	114	3.5	35	1600	1287		
		150		190	32	119	4.0	40	1600	1414		

Ordering Example: Part Number - Wheel Material
 CJM75 - R
 CSPJ125 - R

EX Example Left-hand Page