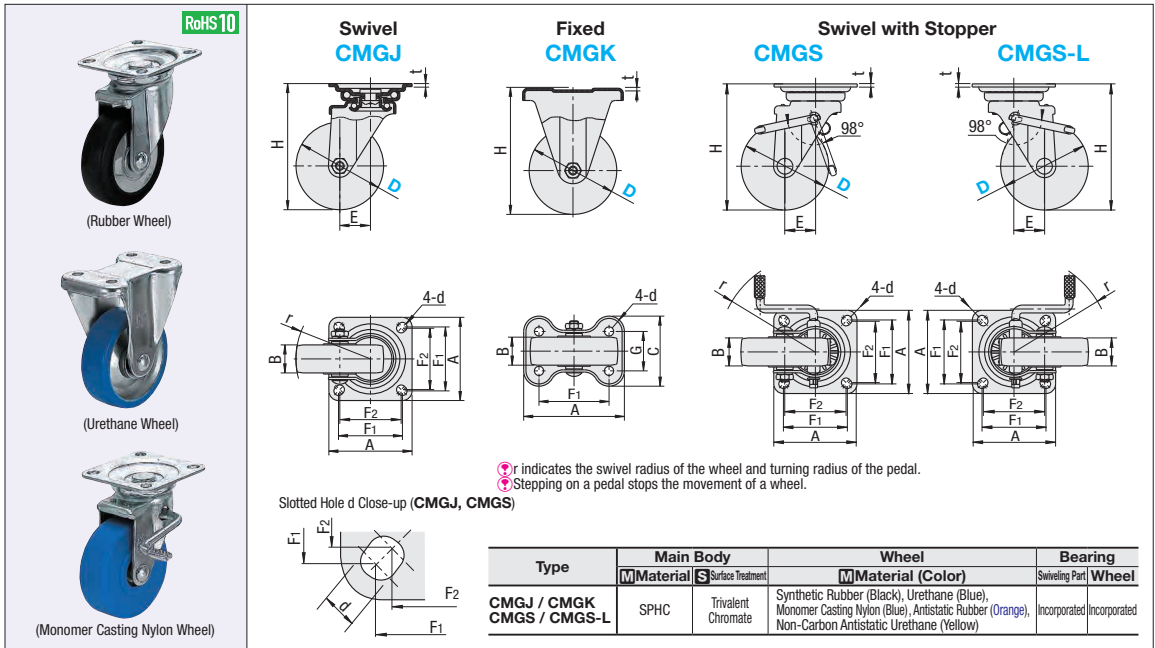


Casters

Medium Load



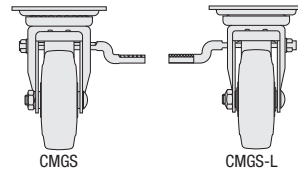
Main Body	Part Number	Wheel Material	H	A	C	F1	F2	G	d	E (r)	B (*)	t	Allowable Load (N)					Mass (g)					Unit Price													
													R	U	N	T	K	R	U	N	T	K	R	U	N	T	K									
Swivel	CMGJ	75	100	81	63	-	-	9.5	28	66	32	2.3	800	1200	1200	800	1200	560	650	560	560	520														
		100	144	95	73	70	-	-	10.5	35	85	32 (34)	3.6	1200	1700	1800	1200	1700	1060	1240	1130	1060	1010													
		130	177	105	-	82	79	-	-	40	105	38 (42)	4	1800	2600	2700	1800	2600	2000	2210	2040	2000	2310													
		150	198	120	93	87	-	-	11	45	120	42 (44)	4	2000	3000	3000	2000	3000	2340	2620	2400	2340	2630													
		200	250	140	115	105	-	-	58	163	45 (42)	45	4.5	2500	3700	-	-	-	4020	4180	-	-	-													
Fixed	CMGK	75	100	95	71	63	40	9.5	-	-	32	2.3	800	1200	1200	800	1200	490	550	490	490	440														
		100	144	115	80	80	-	-	45	10.5	-	32 (34)	2.9	1200	1700	1800	1200	1700	830	1010	920	830	770													
		130	177	138	90	100	-	-	56	11	-	38 (42)	4	1800	2600	2700	1800	2600	1600	1870	1640	1600	1870													
		150	198	139	90	100	-	-	56	11	-	42 (44)	4	2000	3000	3000	2000	3000	1900	2190	1980	1900	2190													
		200	250	152	100	112	-	-	63	-	-	45 (42)	4	2500	3700	-	-	-	3350	3540	-	-	-													
Swivel with Stopper	CMGS CMGS-L	75	100	81	63	-	-	9.5	28	89	32	2.3	800	1200	1200	800	1200	620	710	620	620	580														
		100	144	95	73	70	-	-	10.5	35	110	32 (34)	3.6	1200	1700	1800	1200	1700	1170	1350	1240	1170	1080													
		130	177	105	-	82	79	-	-	40	105	38 (42)	4	1800	2600	2700	1800	2600	2180	2390	2220	2180	2390													
		150	198	120	93	87	-	-	11	45	130	42 (44)	4	2000	3000	3000	2000	3000	2520	2800	2580	2520	2800													
		200	250	140	115	105	-	-	58	-	-	42	4.5	2500	3700	-	-	-	4250	4410	-	-	-													

D200 is not available for CMGS-L. (*) D100, 130, and 150 represent the N wheel dimensions. D200 represents the U wheel dimensions.

Ordering Example Part Number - Wheel Material
CMGS130 - U

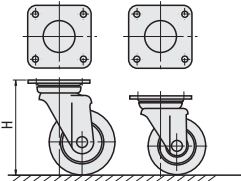


Example



When used side by side, levers are located symmetrically (inside / outside).

○ CSPJ, CSPK, CSPJS (Next Page)



- The same mounting plate standards are applicable to all types and sizes.
- No need to change mating hole pitches when changing the caster height (H) and loads.

