Plastic Cover Plates

L-Shaped

Properties P.949

RoHS10

Part Number	Material	Grade	Color	Light Transmittance	Operating Ambient Temperature
ACAL	Acrylic	Standard	Transparent	93%	-30~80°C
ACBL			Smoke Brown	25%	
ACTAL		Antistatic Grade	Transparent	79%	
ACBTAL			Smoke Brown	32%	
PYAL	PET	Standard	Transparent	87%	-15~55°C
PYBL			Smoke Brown	28%	
PYTAL		Antistatic Grade	Transparent	77%	
PYBTAL			Smoke Brown	30%	

Standard Type (No Hole)

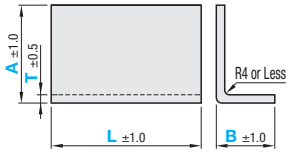

Pre-drilled Type

2 Holes **2H**

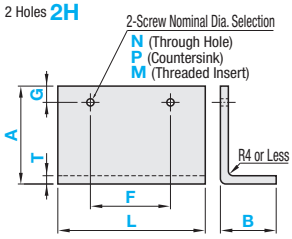

4 Holes **4H**

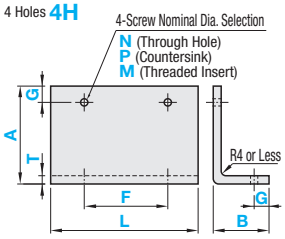

6 Holes **6H**

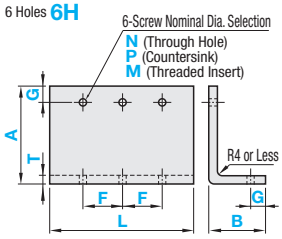

Hole Machining Details

N (Through Hole) P (Countersink)

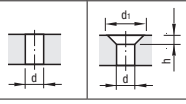

Screw Nominal Dia.	3	4	5	6	8	10
d	3.5	4.5	5.5	6.5	9	11
d1	7.5	9.5	11.5	13.5	19	-
h	2	2.5	3	3.5	5	-

Threaded Insert Machining Details

M (Threaded Insert)

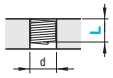

Ordering Code (Ex.) M4-L6

L≤T-1

For details of threaded insert HLTS, see P271.

When L+5<T, drilled holes will be blind ones.

Table 1

Screw Nominal Dia.	3	4	5	6
d	3.5	4.5	5.5	6.5
L	3 4.5 6	4 6	5 7.5	6

Standard Type

Part Number		1mm Increment			T Selection		
Type		B	A	L	ACAL ACBL	PYAL PYBL	ACTAL ACBTAL PYTAL PYBTAL
ACAL	(Acrylic, Standard, Transparent)	30 ~ 200	30 ~ 200	30~500 L≤Ax3 L≤Bx3	3 4 5 6 8	3 4 5	3 5
ACBL	(Acrylic, Standard, Smoke Brown)						
ACTAL	(Acrylic, Antistatic, Transparent)						
ACBTAL	(Acrylic, Antistatic, Smoke Brown)						
PYAL	(PET, Standard, Transparent)	100 ~ 200	201 ~ 360				
PYBL	(PET, Standard, Smoke Brown)						
PYTAL	(PET, Antistatic, Transparent)						
PYBTAL	(PET, Antistatic Smoke Brown)						

Antistatic coating on the curved section may be peeled off in antistatic grade.

Pre-drilled Type

Part Number			1mm Increment			T Selection			1mm Increment		Screw Nominal Dia.			
Type		Number of Holes	B	A	L	ACAL ACBL	PYAL PYBL	ACTAL ACBTAL PYTAL PYBTAL	F	G	Through Hole	Countersink	Threaded Insert	
											N	P	M	L
ACAL	(Acrylic, Standard, Transparent)	2H	30 ~ 200	30 ~ 200	30~500 L≤Ax3 L≤Bx3	3	3	3	6~491 (2H, 4H Type) 6~245 (6H Type)	5 ~ 355	3 4 5 6 8 10	3	-	-
ACBL	(Acrylic, Standard, Smoke Brown)					4	4	-				3 4 5	3	Select from Table 1
ACTAL	(Acrylic, Antistatic, Transparent)					5	5	5				3 4 5 6	3 4	
ACBTAL	(Acrylic, Antistatic, Smoke Brown)					6	-	-				4 5 6	3 4 5	
PYAL	(PET, Standard, Transparent)	4H				8	-	-				4 5 6 8	3 4 5 6	
PYBL	(PET, Standard, Smoke Brown)	6H	100 ~ 200	201 ~ 360		3	3	3				3	-	-
PYTAL	(PET, Antistatic, Transparent)					4	4	-				3 4 5	3	Select from Table 1
PYBTAL	(PET, Antistatic Smoke Brown)					5	5	5				3 4 5 6	3 4	
						6	-	-				4 5 6	3 4 5	
						8	-	-				4 5 6 8	3 4 5 6	

Antistatic coating on the curved section may be peeled off in antistatic grade.

Dimension F Specification Range: For 2H and 4H, d+2.5≤F≤L-d-5; for 6H, d+2.5≤F≤L/2-d/2-2.5.

Dimension G Specification Range: d/2+2.5≤G≤A(B)-T-d/2-2.5. (for 4H and 6H, the smaller size of A and B is applicable.)

Ordering Example

Standard Type

Part Number - B - A - L - T

ACAL - 40 - 50 - 55 - 3

Pre-drilled Type

Part Number - B - A - L - T - F - G - Screw Nominal Dia. - L

Type Number of Holes

PYAL 4H - 50 - 80 - 100 - 5 - F76 - G15 - N5

PYAL 4H - 100 - 120 - 200 - 5 - F160 - G20 - M4 - L4