

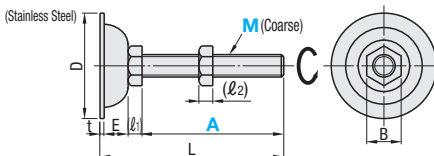
# Leveling Mounts for Aluminum Extrusions

## Standard Type



RoHS 10

NFJN  
NFJNS  
NFJNF



M	D	(l1)	(l2)	E	B	t
5	30	3.5	4	5.4	8	1.6
6		4	5		10	
8	38	5.5	6.5	11	13	
10		7	8		17	
12	60	8	10	18	19	
16		10	13		24	2.0
20	75	13	16	20	30	

Type	Material	Surface Treatment
NFJN	SS400	Trivalent Chromate
NFJNF	Equivalent	Chromate
NFJNS	SUS304	Electrolytic Polishing

Screw shafts can turn independently of the base, and tilt by 3 to 5 degrees.

## A Dim. Selectable

Part Number Type	M-A	L	Allowable Vertical Load (kN)	Mass (g)	Unit Price	
					NFJN	NFJNS
NFJN	5-30	40.5	1.5	15		
	5-60	70.5		19		
	6-40	51	2.1	21		
	6-80	91		28		
	8-50	68.1	3.9	50		
	8-100	118.1		65		
	10-75	94.6	4.3	88		
	10-100	119.6		100		
	12-75	103	4.9	166		
	12-100	128		184		
NFJNS (Stainless Steel)	12-125	153	5.9	200		
	12-150	178		219		
	16-75	107	8.8	287		
	16-100	132		317		
	16-130	162	8.8	356		
	16-150	182		383		
	16-180	212	8.8	422		
	20-100	135		493		
	20-130	165	8.8	557		
	20-150	185		605		
20-180	215		671			

## A Dim. Configurable

Part Number Type	M	A 10mm increment	L	Unit Price
				NFJNF
10	80-200	A+19.6		
12	80-250	A+28		
16	80-300	A+32		
20	110-300	A+35		



Ordering Example Part Number - A  
NFJN12-100 - 80

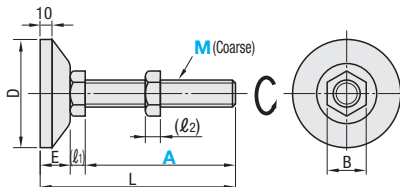
Tips of screws are painted.

## Heavy Load Type



RoHS 10

FJFN  
FJFNS  
FJFNF



M	D	(l1)	(l2)	E	B
10	60	7	8	18	17
12		8	10		19
16		10	13		24
20		13	16		30

Type	Material	Surface Treatment
FJFN	SS400	Trivalent Chromate
FJFNF	Equivalent	Chromate
FJFNS	SUS304	-

Screw shafts can turn independently of the base, and tilt by 3 to 5 degrees.

## A Dim. Selectable

Part Number Type	M-A	L	Allowable Vertical Load (kN)	Mass (g)	Unit Price	
					FJFN	FJFNS
FJFN	10-75	100	10	319		
	10-100	125		330		
	12-75	101	13	339		
	12-100	126		357		
	12-125	151	16.6	376		
	12-150	176		393		
	16-75	103	39.2	436		
	16-100	128		446		
	16-130	158	39.2	505		
	16-150	178		532		
16-180	208	39.2	571			
20-100	131		626			
20-130	161	39.2	692			
20-150	181		729			
20-180	211		800			

## A Dim. Configurable

Part Number Type	M	A 10mm increment	L	Unit Price
				FJFNF
10	80-200	A+25		
12	80-250	A+26		
16	80-300	A+28		
20	110-300	A+31		



Ordering Example Part Number - A  
FJFN10-75 - 150

Tips of screws are painted.

$$\text{Kg (Load)} = \text{Nx}0.101972$$

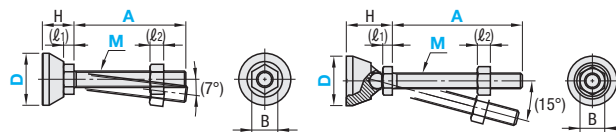
## Space Saving Type



RoHS 10

HNFJN

HNFJR



Material: SS400 Equivalent  
Surface Treatment: Trivalent Chromate

## Rotary Type

Part Number Type	D	M (Coarse)	A	Extrusion *	H					Allowable Vertical Load (kN)	Mass (g)				
					HNFJN	HNFJR	l1	l2	B		HNFJN	HNFJR	HNFJN	HNFJR	
HNFJN	28	8	20	50	100	30	Square	17.7	28.2	5.2	6.5	13	6.5	48	50
	38	12	30	80	100	40	Square	23	35.4	7.4	10	19	13	55	59
	48	8	20	50	100	50	Square	20.7	33.2	5.2	6.5	13	6.5	77	73
HNFJR (Rotary Type)	58	12	30	80	100	50	Square	23	35.4	7.4	10	19	13	90	85
		8	20	50	100	60	Square	20.7	33.2	5.2	6.5	13	6.5	121	115
		12	30	80	100	60	Square	23	35.4	7.4	10	19	13	133	129

EX Example



Mount directly to each single slot type to prevent the mounts from protruding the outer envelope.



Ordering Example Part Number - M - A  
HNFJN28 - 8 - 50

\* Can be used for the end of extrusions with 1 tapped hole alterations for mounting. Cannot be mounted to extrusions with multiple tapped holes on ends.