

# Idlers for Flat Belts - Width L = 110~510

## Straight, Crowned, Crosspiece Groove Straight

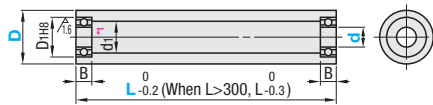
For products uncovered by the e-Catalog Standard, see P.131.



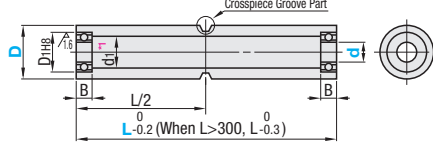
RoHS 10

Type			Material	Surface Treatment
Straight	Crowned	Crosspiece Groove Straight		
ROFAWC	ROFAWT	ROFAWM	Aluminum Alloy	Clear Anodize
ROFMWC	ROFMWT	ROFMWM	STKM13A	Electroless Nickel Plating
ROFSWC	ROFSWT	ROFSWM	SUS304	-

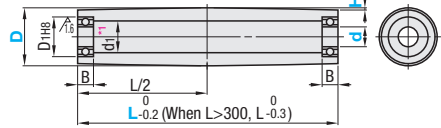
### Straight ROFAWC, ROFMWC, ROFSWC



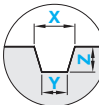
### Crosspiece Groove Straight ROFAWM, ROFMWM, ROFSWM



### Crowned ROFAWT, ROFMWT, ROFSWT



### Crosspiece Groove Part



- X ≥ Y
- For Crosspiece Groove Part Dimensions, see "Pulley, Idler Relief Dimensions", P.1399
- The bearings are removable. Temporarily attached with tape for shipping.
- \*1. Since the drawing surface of pipe is unpolished, the Inner Dia. d<sub>1</sub> is misshapen to some extent.

Type	D	d	1mm Increment		0.1mm Increment			d <sub>1</sub>			Bearing Dimension																																																	
			L	H Selection	X	Y	Z	Aluminum Alloy	Steel (STKM13A)	Stainless Steel (SUS304)	No.	D <sub>1</sub>	B																																															
Straight ROFAWC ROFMWC ROFSWC	30	8	110~510	0.5	7.0~15.0	5.0~12.0	2.0~4.5	15	-	-	B698ZZ	19	6																																															
		8A*												15.8	18	B608ZZ	22	7																																										
		10																	B690ZZ	22	7																																							
		12																				B691ZZ	24	6																																				
		10																							B690ZZ	22	6																																	
		12																										B691ZZ	24	7																														
	15	B690ZZ																													28	7																												
	8																																B628ZZ	24	8																									
	10																																			B600ZZ	26	6																						
	12																																						B691ZZ	24	6																			
	15																																									B690ZZ	28	7																
	20																																												B680ZZ	32	7													
Crowned ROFAWT ROFMWT ROFSWT	10		17	18.7	20	4.0~7.0	17	18.7	20	B620ZZ	30	9																																																
	12												22	22.7	22	B601ZZ	28	8																																										
	15																		17	24	22																											B690ZZ	28	7										
	20																					22	B680ZZ	32																											7									
	Crosspiece Groove Straight ROFAWM ROFMWM ROFSWM																								25	27	30																									28	4.0~7.0	27	30	28	B690ZZ	42	9	
																									12			22	-	-																														B620ZZ
15		B600ZZ																							32						9																													
20																																B690ZZ	37	9																										
25																																			B690ZZ	42	9																							
30																																						B690ZZ	47	9																				
25	41																																								-	-	B620ZZ	52																
30																																													B600ZZ	55	13													
35			B690ZZ	55	10																																																							

\* D=30 and d=8A are only available for Steel or Stainless Steel. (D)=(60) or (80) is applicable only for the Aluminum Alloy material. For Crosspiece Groove Straight Type with D = 30 or 35, only Aluminum Alloy is available as the material.

Ordering Example (Straight) ROFAWC40 - 8 - L200  
 (Crowned) ROFAWT30 - 10 - L350 - H0.5  
 (Crosspiece Groove Straight) ROFSWM50 - 20 - L250 - X14.0 - Y11.8 - Z5.0

D	Unit Price																															
	Straight								Crosspiece Groove Straight																							
	ROFAWC				ROFMWC				ROFSWC				ROFAWM				ROFMWM				ROFSWM											
	Aluminum Alloy				Steel (STKM13A)				Stainless Steel (SUS304)				Aluminum Alloy				Steel (STKM13A)				Stainless Steel (SUS304)											
	L110	L160	L210	L260	L310	L360	L410	L460	L110	L160	L210	L260	L310	L360	L410	L460	L110	L160	L210	L260	L310	L360	L410	L460	L110	L160	L210	L260	L310	L360	L410	L460
30	-150	-200	-250	-300	-350	-400	-450	-510	-150	-200	-250	-300	-350	-400	-450	-510	-150	-200	-250	-300	-350	-400	-450	-510	-150	-200	-250	-300	-350	-400	-450	-510
35																																
40																																
50																																
60																																
80																																

D	Unit Price																															
	Crowned								Crosspiece Groove Straight																							
	ROFAWT				ROFMWT				ROFSWT				ROFAWM				ROFMWM				ROFSWM											
	Aluminum Alloy				Steel (STKM13A)				Stainless Steel (SUS304)				Aluminum Alloy				Steel (STKM13A)				Stainless Steel (SUS304)											
	L110	L160	L210	L260	L310	L360	L410	L460	L110	L160	L210	L260	L310	L360	L410	L460	L110	L160	L210	L260	L310	L360	L410	L460	L110	L160	L210	L260	L310	L360	L410	L460
30	-150	-200	-250	-300	-350	-400	-450	-510	-150	-200	-250	-300	-350	-400	-450	-510	-150	-200	-250	-300	-350	-400	-450	-510	-150	-200	-250	-300	-350	-400	-450	-510
35																																
40																																
50																																
60																																
80																																

D	Unit Price																															
	Crosspiece Groove Straight								Crosspiece Groove Straight																							
	ROFAWM				ROFMWM				ROFSWM				ROFAWM				ROFMWM				ROFSWM											
	Aluminum Alloy				Steel (STKM13A)				Stainless Steel (SUS304)				Aluminum Alloy				Steel (STKM13A)				Stainless Steel (SUS304)											
	L110	L160	L210	L260	L310	L360	L410	L460	L110	L160	L210	L260	L310	L360	L410	L460	L110	L160	L210	L260	L310	L360	L410	L460	L110	L160	L210	L260	L310	L360	L410	L460
30	-150	-200	-250	-300	-350	-400	-450	-510	-150	-200	-250	-300	-350	-400	-450	-510	-150	-200	-250	-300	-350	-400	-450	-510	-150	-200	-250	-300	-350	-400	-450	-510
35																																
40																																
50																																
60																																
80																																