


# Stand-Up Brackets


## Side Mounting / Side Mounting, Dowel Hole / Side Mounting, Compact

■ Features: Easy mounting on transfer lines.

**Side Mounting**



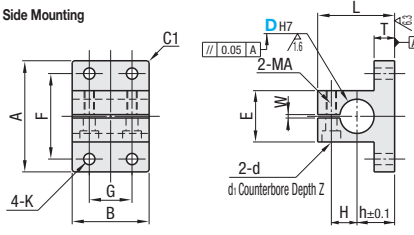
**Side Mounting, Dowel Hole**



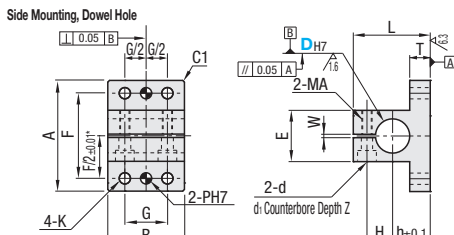
Type		Material	Surface Treatment	Accessory	
Side Mounting	Side Mounting, Dowel Hole			Side Mounting	Side Mounting, Dowel Hole
CLTB	CLPK	Steel for General Structure	Black Oxide	Hex Socket Head Cap Screw	Hex Socket Head Set Screw / Dowel Pin
CLTM	CLPM		Electroless Nickel Plating	Hex Socket Head Cap Screw (Stainless Steel)	Hex Socket Head Cap Screw (Stainless Steel) / Dowel Pin
CLTBM	-	Aluminum Alloy	Black Anodize	Hex Socket Head Cap Screw	-
CLTAM	-		Clear Anodize	Hex Socket Head Cap Screw (Stainless Steel)	-
CLTS	-	SUS304	-	-	-

25 / ( 6.3 / 1.6 )

Side Mounting



Side Mounting, Dowel Hole



\* Tolerance of ±0.01 is only applicable to hole pitch tolerance of dowel holes and not applicable to through holes.

■ Included Dowel Pins

DH7	Accessory: Dowel Pin
20	MSTM6-20
25	-
30	MSTM6-20
35	-
40	MSTM10-30
50	-

⚠ Accessory: CB screws (P2-171) are included with black oxide/black anodized products, and SCB screws (P2-173) are included with the other products, respectively. Dowel pins (P2-255) are included with the product with dowel holes.

Part Number		Unit Price																								
Type	DH7	A	B	L	T	F	G	K	h	H	E	d	d1	Z	MA	W	PH7	Included Screw	Side Mounting					Side Mounting, Dowel Hole		
																	Tolerance		CLTB	CLTM	CLTBM	CLTAM	CLTS	CLPK	CLPM	
Side Mounting	10	+0.015	40	35	32	10	30	18	4.4	15	10.5	20	5	8	4.5	M4	2	-	M4-15, 2 pcs.	-	-	-	-	-	-	
	12	-	44	34	34	10	34	18	5.5	14	11.5	22	5.5	9	5.5	M5	2		M5-15, 2 pcs.	-	-	-	-	-	-	
	15	+0.018	50	40	38	12	38	20	6.6	18	12.5	25	6.6	11	6.5	M6	2		M6-15, 2 pcs.	-	-	-	-	-	-	
	16	0	50	40	38	12	38	20	6.6	18	12.5	25	6.6	11	6.5	M6	2		M6-15, 2 pcs.	-	-	-	-	-	-	
	20	+0.021	65	45	45	12	50	25	6.6	22	15	30	6.6	11	6.5	M6	2		6	+0.012	M6-20, 2 pcs.	-	-	-	-	-
	25	0	80	53	60	15	70	36	9	27	18	35	6.6	11	6.5	M8	2		8	+0.015	M6-25, 2 pcs.	-	-	-	-	-
Side Mounting, Dowel Holes	30	0	90	60	15	70	36	9	30	21	45	9	14	9	M8	2	8	0	M8-35, 2 pcs.	-	-	-	-	-		
	35	+0.025	105	80	68	15	80	40	11	35	24	50	9	14	9	M8	3	10	+0.015	M8-40, 2 pcs.	-	-	-	-		
	40	0	115	80	76	15	90	40	11	38	27	60	11	17.5	11	M10	3	10	0	M10-45, 2 pcs.	-	-	-	-		
	40	0	135	100	87	18	105	50	14	43	33	70	11	17.5	11	M10	3	10	0	M10-50, 2 pcs.	-	-	-	-		
	50	0	135	100	87	18	105	50	14	43	33	70	11	17.5	11	M10	3	10	0	M10-50, 2 pcs.	-	-	-	-		

⚠ The tolerance and perpendicularity of Dh7 are before slitting.  
 ⚠ For mating, g6, f8 shaft tolerances are recommended. For Stand for Posts, see P2143 and P2144. Tightening with a long wrench is recommended.  
 ⚠ CLTS is applicable up to D=30, and CLPK and CLPM are available from D=20 and up. ⚠ D=16 of CLTBM is not available.

Ordering Example


Part Number

CLTB35

CLPM30

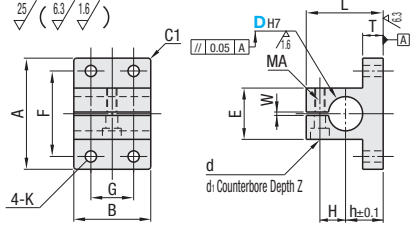
■ Features: Compact Stand-Up Brackets 25 ~ 30% shorter in height, and approximately 10% narrower in width compared to standard Side Mounting Type (P2157).

**Side Mounting, Compact**



Type		Material	Surface Treatment	Accessory	
Side Mounting	Side Mounting, Dowel Holes			Side Mounting	Side Mounting, Dowel Holes
CLCB	CLCNM	Steel for General Structure	Black Oxide	Hex Socket Head Cap Screw	Hex Socket Head Set Screw / Dowel Pin
CLCBM	CLCBM		Electroless Nickel Plating	Hex Socket Head Cap Screw (Stainless Steel)	Hex Socket Head Cap Screw (Stainless Steel) / Dowel Pin
CLCAM	CLCS	Aluminum Alloy	Black Anodize	Hex Socket Head Cap Screw	-
CLCAM	CLCS		Clear Anodize	Hex Socket Head Cap Screw (Stainless Steel)	-
CLCS	-	SUS304	-	-	-

25 / ( 6.3 / 1.6 )



⚠ Accessory: CB screws (P2-171) are included with black oxide/black anodized products, and SCB screws (P2-173) are included with the other products, respectively.

■ Included Dowel Pins

DH7	Accessory: Dowel Pin
20	MSTM6-20
25	-
30	MSTM6-20
35	-
40	MSTM10-30
50	-

Part Number		Unit Price																							
Type	DH7	A	B	L	T	F	G	K	h	H	E	d	d1	Z	MA	W	PH7	Included Screw	Side Mounting					Side Mounting, Dowel Hole	
																	Tolerance		CLCB	CLCNM	CLCBM	CLCAM	CLCS	CLPK	CLPM
Side Mounting	20	+0.021	60	30	45	12	45	18	6.6	22	15	30	6.6	11	6.5	M6	2	-	M6-12, 1 pc.	-	-	-	-	-	
	25	0	73	45	53	12	54	30	9	27	18	35	9	14	9	M8	2		M6-25, 1 pc.	-	-	-	-	-	
	30	0	83	45	60	15	64	30	9	30	21	45	9	14	9	M8	2		M8-35, 1 pc.	-	-	-	-	-	
Side Mounting, Dowel Holes	35	+0.025	94	60	68	15	72	35	11	35	24	50	11	17.5	11	M10	3	-	M8-40, 1 pc.	-	-	-	-	-	
	40	0	104	60	76	15	82	35	11	38	27	60	11	17.5	11	M10	3		M10-45, 1 pc.	-	-	-	-	-	
	50	0	118	75	87	18	94	45	14	43	33	70	11	17.5	11	M10	3		M10-50, 1 pc.	-	-	-	-	-	

⚠ The tolerance and perpendicularity of Dh7 are before slitting.  
 ⚠ For mating, g6, f8 shaft tolerances are recommended. For Stand for Posts, see P2143 and P2144. Tightening with a long wrench is recommended.

Ordering Example

Part Number

CLCB35