

Stand-Up Brackets

Square Compact / Non-Flanged Side Mounting

■ **Features:** Installation footprint reduced by an average 28% compared to Square Standard (previous page).

■ **Compact**

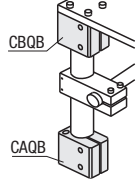
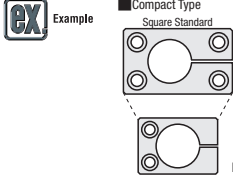
Type	Material	Surface Treatment	Accessory
Counterbored Hole	General Structural Steel	Black Oxide	Hex Socket Head Cap Screw
Tapped Hole	General Structural Steel	Electroless Nickel Plating	Hex Socket Head Cap Screw (Stainless Steel)

⚠️ Accessory: CB screws (P2-171) are included with black oxide products, and SCB screws (P2-173) are included with electroless nickel plated products.

Part Number		A	B	C	f1	f2	G	b	b1	m	H	MA	X	S	d	d1	Z	Unit Price					
Type	DH7																	CAQB	CBQB	CAQM	CBQM		
Counterbored Hole CAQB CAQM	10	30	20	19	6	9	11	5	8	M4	9	M4	4.75	9.5	5	8	4.6						
	12					10				M5	10												
	15	32																					
	20	+0.018	39																				
	25	0	48	28	27	7.5	17.5	16	7	11	M6	15	M6	7	13	7	11	6.5					
	30	+0.021	52	32	31		20	17			M8	17			7	11							
	0	63	40	39	10	22.5	20	9	14	M8	21	M8	9.5	20	9	14	9	-					

⚠️ The tolerance and perpendicularity of Dh7 are before slitting. ⚠️ D=30 of CBQB is not available. ⚠️ For mating, g6, f8 shaft tolerances are recommended. For Stand for Posts, see P2143 and P2144. Tightening with a long wrench is recommended.

Ordering Example
Part Number
CAQB20



■ **Features:** Installation footprint reduced by an average of 52% compared to the conventional products on P2157.

■ **Non-Flanged Side Mounting**

RoHS 10

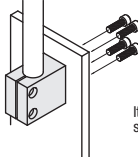
Type	Material	Surface Treatment	Accessory
CLHB	General Structural Steel	Black Oxide	Hex Socket Head Cap Screw
CLHNM	General Structural Steel	Electroless Nickel Plating	Hex Socket Head Cap Screw (Stainless Steel)
CLHBM	Aluminum Alloy	Black Anodize	Hex Socket Head Cap Screw
CLHAM	Aluminum Alloy	Clear Anodize	Hex Socket Head Cap Screw
CLHS	SUS304	-	Hex Socket Head Cap Screw (Stainless Steel)

⚠️ Accessory: CB screws (P2-171) are included with black oxide/black anodized products, and SCB screws (P2-173) are included with the other products, respectively.

Part Number		A	B	M	S1	S2	h	H	E	d	d1	Z	MA	Included Screw	Unit Price				
Type	DH7														CLHB	CLHNM	CLHBM	CLHAM	CLHS
CLHB CLHNM CLHBM CLHAM CLHS	10	35	35	M4	10	18	18	10.5	16	5	8	4.5	M4	M4-20, 2 pcs.					
	12			M5	12		20	11.5	19	5.5	9.5	M5	M5-25, 2 pcs.						
	15	45	40	M6	13	20	25	12.5	23										
	20	+0.018	53	45		18	25	30	15	30	6.6	11	6.5	M6	M6-40, 2 pcs.				
	25	0	59			17	33	18	35					M6	M6-45, 2 pcs.				
30	+0.021	67	60	M8	29	36	37	21	45	9	14	9	M8	M8-50, 2 pcs.					
	0																		

⚠️ The tolerance and perpendicularity of Dh7 are before slitting. ⚠️ For mating, g6, f8 shaft tolerances are recommended. For Stand for Posts, see P2143 and P2144. Tightening with a long wrench is recommended. ⚠️ D=20 ~ 30 are only for CLHBM, CLHAM and CLHS.

Ordering Example
Part Number
CLHB20
CLHBM30



It is useful when tapping is difficult due to weak attachment plates, such as plastic plates or thin plates.