

Stand-Up Brackets

Square Standard, Square Right / Left Reversed

■ **Features:** Secure mounting with square shape bases.

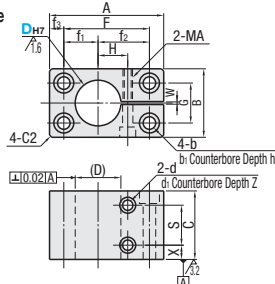
Standard



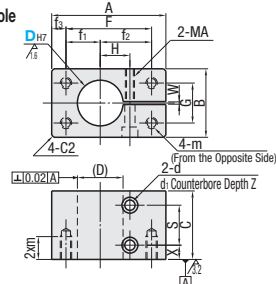
Type	Material	Surface Treatment	Accessory
Counterbored Hole	General Structural Steel	Black Oxide	Hex Socket Head Cap Screw
Tapped Hole	SUS304	Electroless Nickel Plating	Hex Socket Head Cap Screw (Stainless Steel)
SAQB	SBQB		
SAQM	SBQM		
SAQS	-		

⚠ Accessory: CB screws (P2-171) are included with black oxide products, and SCB screws (P2-173) are included with electroless nickel plated products.

Counterbored Hole



Tapped Hole



25 / (32 / 1.6 /)

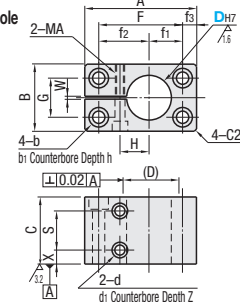
Right / Left Reversed



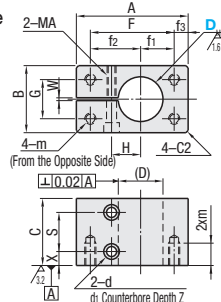
Type	Material	Surface Treatment	Accessory
Counterbored Hole	General Structural Steel	Black Oxide	Hex Socket Head Cap Screw
Tapped Hole	SUS304	Electroless Nickel Plating	Hex Socket Head Cap Screw (Stainless Steel)
SAQBK	SBQBK		
SAQMK	-		

⚠ Accessory: CB screws (P2-171) are included with black oxide products, and SCB screws (P2-173) are included with electroless nickel plated products.

Counterbored Hole



Tapped Hole



25 / (32 / 1.6 /)

Standard

Part Number	Type	A	B	C	F	f1	f2	f3	G	b	b1	h	m	H	MA	X	S	d	d1	Z	W	Included Screw
10	Counterbored Hole	40	20	19	28	9	19	6	11	5	8	4.6	M4	9	M4	4.75	9.5	5	8	4.6	2	M4-15, 2 pcs.
12	Tapped Hole	42	22	21	30	10	20	6	12	6	9.2	5.5	M5	10	M5	5.5	10	6	9.5	5.5	2	M5-15, 2 pcs.
15		50	22	21	38	14	24	7.5	16	7	11	6.5	M6	15	M6	7	20	7	11	6.5	2	M6-20, 2 pcs.
20		60	30	29	45	17.5	27.5	10	20	7	11	6.5	M6	17	M6	7	20	7	11	6.5	2	M6-25, 2 pcs.
25		65	35	34	50	20	30	10	25	9	14	9	M8	21	M8	9.5	30	9	14	9	2	M8-30, 2 pcs.
30		80	45	44	60	22.5	37.5	12.5	30	11	17.5	11	M10	24	M8	12	35	11	17.5	11	3	M8-35, 2 pcs.
35		85	50	49	65	25	40	12.5	35	11	17.5	11	M10	26	M10	12	35	11	17.5	11	3	M8-40, 2 pcs.
40		100	60	59	75	30	45	12.5	45	11	17.5	11	M10	33	M10	14.5	40	11	17.5	11	3	M10-50, 2 pcs.
50		110	70	69	85	32.5	52.5	12.5	45	11	17.5	11	M10	33	M10	14.5	40	11	17.5	11	3	M10-50, 2 pcs.

⚠ The tolerance and perpendicularity of D_{H7} are before slitting.

⚠ For mating, g6, f8 shaft tolerances are recommended. For Stand for Posts, see P2143 and 2144. Tightening with a long wrench is recommended.

Right / Left Reversed

Part Number	Type	A	B	C	F	f1	f2	f3	G	b	b1	h	m	H	MA	X	S	d	d1	Z	W	Included Screw
10	Counterbored Hole	40	20	19	28	9	19	6	11	5	8	4.6	M4	9	M4	4.75	9.5	5	8	4.6	2	M4-15, 2 pcs.
12	Tapped Hole	42	22	21	30	10	20	6	12	6	9.2	5.5	M5	10	M5	5.5	10	6	9.5	5.5	2	M5-15, 2 pcs.
15		50	22	21	38	14	24	7.5	16	7	11	6.5	M6	15	M6	7	20	7	11	6.5	2	M6-20, 2 pcs.
20		60	30	29	45	17.5	27.5	10	20	7	11	6.5	M6	17	M6	7	20	7	11	6.5	2	M6-25, 2 pcs.
25		65	35	34	50	20	30	10	25	9	14	9	M8	21	M8	9.5	30	9	14	9	2	M8-30, 2 pcs.
30		80	45	44	60	22.5	37.5	12.5	30	11	17.5	11	M10	24	M8	12	35	11	17.5	11	3	M8-35, 2 pcs.
35		85	50	49	65	25	40	12.5	35	11	17.5	11	M10	26	M10	12	35	11	17.5	11	3	M8-40, 2 pcs.
40		100	60	59	75	30	45	12.5	45	11	17.5	11	M10	33	M10	14.5	40	11	17.5	11	3	M10-50, 2 pcs.
50		110	70	69	85	32.5	52.5	12.5	45	11	17.5	11	M10	33	M10	14.5	40	11	17.5	11	3	M10-50, 2 pcs.

⚠ The tolerance and perpendicularity of D_{H7} are before slitting.

⚠ For mating, g6, f8 shaft tolerances are recommended. For Stand for Posts, see P2143 and 2144. Tightening with a long wrench is recommended.

Standard

Unit Price					
D	Counterbored Hole			Tapped Hole	
	SAQB	SAQM	SAQS	SBQB	SBQM
10		-		-	-
12			-		-
15					
20					
25					
30					
35			-		
40			-		
50			-		

Right/Left Reversed

Unit Price	
D	Counterbored Hole
	SAQBK
D	Tapped Hole
	SAQMK
D	SBQBK
10	
12	
15	
20	
25	
30	
35	
40	
50	



Ordering Example

Part Number
SAQB20
SBQBK30