Brackets for Sensor with Stands

Plastic Stands / Stand Sheet Metal Type

Features: Sensors can be installed right after the purchase since Stands, Pipe Shafts and Brackets are already included in a set.

Plastic Stands

1-Shaft Pipe

2-Shaft Pipe

RoHS10

SENJ
GSENJ (Calibrated Pipe)

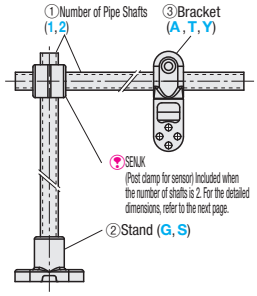

M Material: Stand Polyamide
Pipe SUS304

When 2-shaft configuration is selected, SENJK (Strut Clamp for sensor on the right-hand page) is included.
For detailed dimensions of each product, refer to the drawing on the next page.

①Number of Pipe Shafts

1

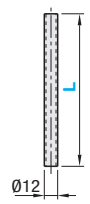

For detailed dimensions, refer to the next page.SENP, GSENP

2

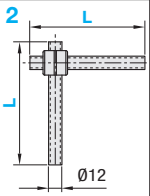

These two shafts have the same L dimension.
For detailed dimensions, refer to the next page.SENP, GSENP

②Stand

G (Flat Mount)

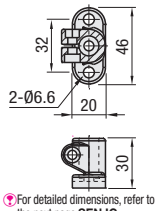

For detailed dimensions, refer to the next page.SENJG

S (Side Mount)

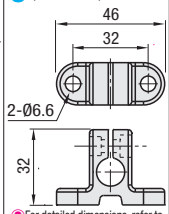

For detailed dimensions, refer to the next page.SENJS

③Bracket

A (Perpendicular Shaft Mount, Tip Rotation)

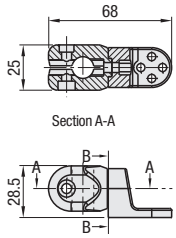

Can be fixed at desired location in 22.5° increment.

For detailed dimensions, refer to the next page.SENJA

T (Parallel Shaft Mount)

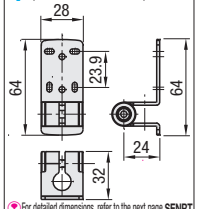

For detailed dimensions, refer to the next page.SENRT

Y (Perpendicular Shaft Mount)

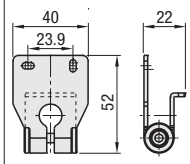

For detailed dimensions, refer to the next page.SENRY

Plastic Stands

Dedicated nuts, dedicated washers and M5 hex socket head cap screws are included with Stands and Bracket set.

Part Number		L Selection	Stand	Bracket	Unit Price									
					Stand G (Flat Mount)					Stand S (Side Mount)				
Type	Number of Pipe Shafts				L100	L150	L200	L250	L300	L100	L150	L200	L250	L300
SENJ GSENJ	1	100 150 200 250 300	G (Flat Mount) S (Side Mount)	T (Parallel Shaft Mount) Y (Perpendicular Shaft Mount) A (Perpendicular Shaft Mount, Tip Rotation)										
	2													

Stand Sheet Metal Type

1-Shaft Pipe

2-Shaft Pipe

SENR
GSENR (Calibrated Pipe)

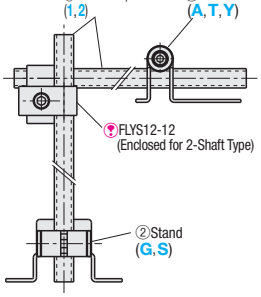

M Material: Stand, Pipe Shaft: SUS304

When 2-shaft configuration is selected, FLYS12-12 (next page) is included.
For detailed dimensions of each product, refer to the drawing on the next page.

①Number of Pipe Shafts

1

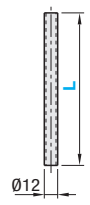

For detailed dimensions, refer to the next page.SENP, GSENP

2

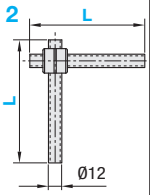

These two shafts have the same L dimension.
For detailed dimensions, refer to the next page.SENP, GSENP

②Stand

G (Flat Mount)

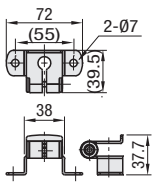

For detailed dimensions, refer to the next page.SENRG

S (Side Mount)

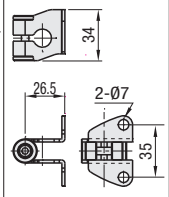

For detailed dimensions, refer to the next page.SENRS

③Bracket

A (Perpendicular Shaft Mount, Tip Rotation)

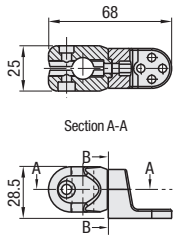

Can be fixed at desired location in 22.5° increment.

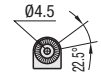

For detailed dimensions, refer to the next page.SENJA

T (Parallel Shaft Mount)

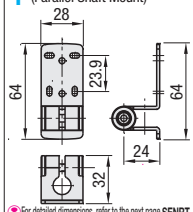

For detailed dimensions, refer to the next page.SENRT

Y (Perpendicular Shaft Mount)

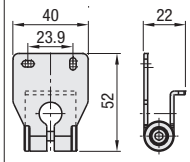

For detailed dimensions, refer to the next page.SENRY

Stand Sheet Metal Type

A dedicated nut, a dedicated washer and an M5 hex socket head cap screw are included with Stand and Bracket set.

Part Number		L Selection	Stand	Bracket	Unit Price									
					Stand G (Flat Mount)					Stand S (Side Mount)				
Type	Number of Pipe Shafts				L100	L150	L200	L250	L300	L100	L150	L200	L250	L300
SENR GSENR	1	100 150 200 250 300	G (Flat Mount) S (Side Mount)	T (Parallel Shaft Mount) Y (Perpendicular Shaft Mount) A (Perpendicular Shaft Mount, Tip Rotation)										
	2													

Ordering Example

Part Number								
Type		Number of Shafts	-	L	-	Stand	-	Bracket
GSENJ	2	-	100	-	S	-	A	
SENR	1	-	150	-	G	-	Y	
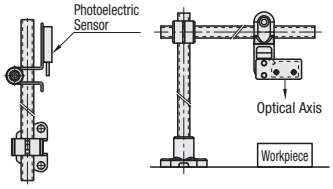
Example