

[Simplified Adjustments] Z-Axis, Feed Screw

For Set-Up Changes, For First Time Installment

■ **Features:** Z-axis unit that can support a load. Suitable for camera and dispenser setup changes, with little backlash and a scale.

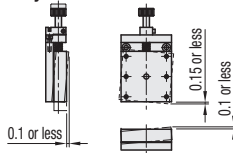
■ **Z-Axis, For Set-Up Changes**



⚙️ Travel per Rotation: 1.5mm

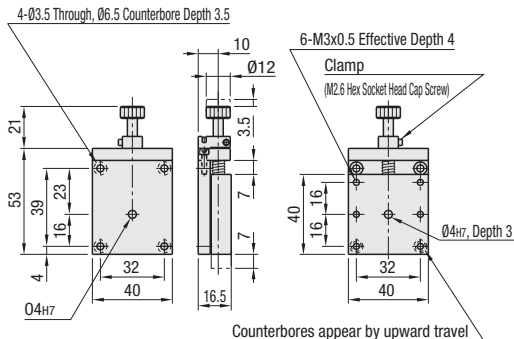
RoHS10

■ **Accuracy Standards**

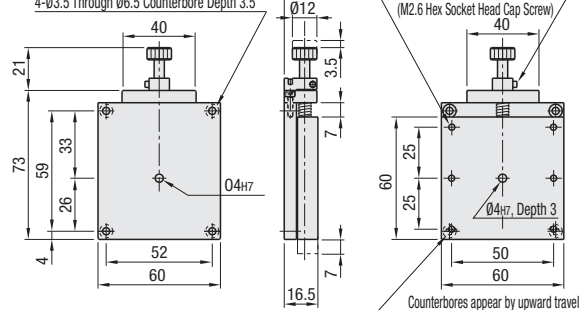


⚠️ Not recommended for precise positioning due to its clearance shown on the left.

XKDSP40



XKDSP60



- M** Material: Aluminum Alloy
- S** Surface Treatment: Black Anodize
- A** Accessory: Hex Socket Head Cap Screw CB3-10, 4 pcs.

Part Number Type	Stage Surface No.	Stage Surface (mm)	Travel Distance (mm)	Load Capacity (N)	Weight (kg)	Unit Price
	60	60x60		39.2	0.19	



Ordering Example Part Number **XKDSP60**

⚙️ Travel per Rotation: 1.5mm ⚙️ Minimum Graduation: 0.5mm

⚠️ The allowable loads are for using in Z-Axis configuration (in the orientation shown in the photo).

■ **Features:** Z-axis unit that can support a load. The nylon coated nut used has little backlash. Suitable for infrequently adjusted axis such as on cameras, etc.

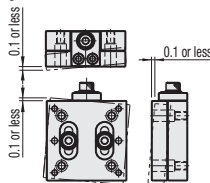
■ **Z-Axis, For First Time Installment**



📷 Photo: Front Side
⚙️ Travel per Rotation 0.7mm

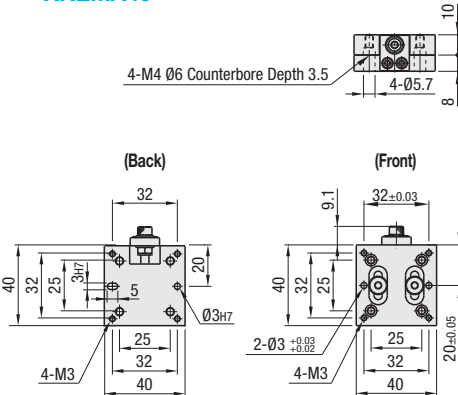
RoHS10

■ **Accuracy Standards**

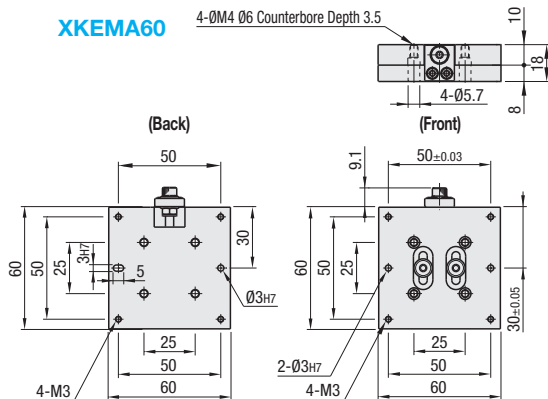


⚠️ Not recommended for precise positioning due to its clearance shown on the left.
⚠️ Values are obtained before shipping.

XKEMA40



XKEMA60



- M** Material: A5052
- S** Surface Treatment: Black Anodize
- A** Accessory: Dowel Pin MS3-10, 2pcs.
Hex Socket Head Cap Screw CB3-10, 4 pcs.

⚙️ Can be tightened from the front with Hex Socket Head Cap Screw M3 and from back with M4.

Part Number Type	Stage Surface No.	Stage Surface (mm)	Travel Distance (mm)	Load Capacity (N)	Weight (g)	Unit Price
	60	60x60	±5	98	160	



Ordering Example Part Number **XKEMA40**

⚠️ The allowable loads are for using in Z-Axis configuration (in the orientation shown in the photo).