

D	Unit Price																	
	① Taper Shape Fixed								② Angle K Selectable				③ X Dim. Selectable		④ Tapered, No Step			
	S _{0-0.02}				Sg6													
	KJPMT	KJPMTH	KJPMTS	KJPMTC	KJPGMT	KJPGMTH	KJPGMTS	KJPGMTC	KJPMK	KJPMKH	KJPMKS	KJPMKC	KJPMX	KJPMXH	KJPMXS	KJPMXC	KJPMTN	KJPMTNH
Small Head	8								-	-	-	-	-	-	-	-	-	-
	10																	
	12																	
	16																	
	20																	
Large Head	25																	
	10L																	
	12L																	
	16L																	
	20L																	

Threaded, Tapered Rotating, Diamond-shaped

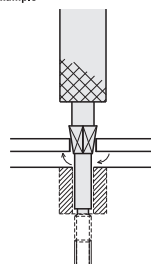
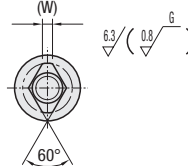
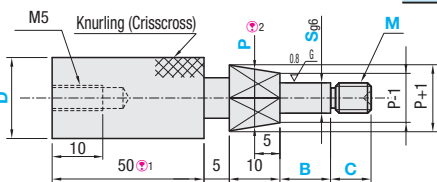


RoHS 10

Material	Hardness	Type
S45C	-	KJPKDT
S45C	45HRC~	KJPKDTH

P	(W)
6.00~7.99	3.0
8.00~9.99	4.0
10.00~14.99	4.5
15.00~19.99	7.0
20.00~23.00	9.5

EX Example



① For shorter handle length, specify the alteration ZC. ② P dimensioned section (tapered area) is not ground.

③ Diamond part rotates.

Part Number TYPE	D	P 0.01mm Increment	S (P-1≥S) 1mm Increment	M (S≥M) Selection	B 1mm Increment	C 1mm Increment	Unit Price 1 ~ 19 pc(s).	
							KJPKDT	KJPKDTH
(S45C) KJPKDT	10	6.00~10.00	5~9	3 4 5 6 8 10 12	5~40	5~36 (C≤Mx3)		
	12	6.00~12.00	5~11					
	16	6.00~14.00	5~13					
	20	7.00~18.00	6~17					
	25	7.00~23.00	6~22					
(S45C Hardened) KJPKDTH	10	6.00~10.00	5~9					
	12	6.00~12.00	5~11					
	16	6.00~14.00	5~13					
	20	7.00~18.00	6~17					
	25	7.00~23.00	6~22					

For orders larger than indicated quantity, please request a quotation.

Ordering

Part Number (TYPE, D) - P - S - M - B - C

Example: KJPKDT16 - P10.00 - S8 - M5 - B15 - C10

Part Number (TYPE, D) - P - S - M - L - B - K - X

① Taper Shape Fixed: KJPMT12L - P14.20 - S10 - M5 - L15 - B10

② Angle K Selectable: KJPMKH16 - P11.50 - S8 - M6 - L10 - B10 - K10

③ X Dimension Selectable: KJPMXH20 - P12.50 - S11 - M8 - L13 - B18

④ Tapered, No Step: KJPMTN8 - P5.60 - M4 - L10 - B10 - X2

Alterations

• Threaded, Tapered (Left-hand Page)

Part Number - P - S - M - L - B - K - X - (CH, KH, ZC~etc.)

KJPMK10 - P7.00 - S4 - M4 - L10 - B10 - K10 - CH

KJPMK12 - P7.00 - S4 - M4 - L10 - B10 - K10 - CH

KJPMK16 - P7.00 - S4 - M4 - L10 - B10 - K10 - CH

KJPMK20 - P7.00 - S4 - M4 - L10 - B10 - K10 - CH

KJPMK25 - P7.00 - S4 - M4 - L10 - B10 - K10 - CH

KJPMK10 - P7.00 - S4 - M4 - L10 - B10 - K10 - NMN

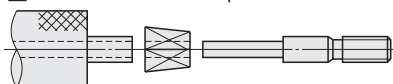
• Rotating, Diamond-shaped

Part Number - P - S - M - B - C - (CH, KH, ZC~etc.)

KJPKDT16 - P10.00 - S8 - M5 - B15 - C10 - KH

KJPKDT20 - P16.50 - S10 - M6 - B30 - C15 - ZC30

KJPKDT Structure: Diamond part rotates.



Alterations	Code	Spec.
Additional Surface Treatment (Electroless Nickel Plating)	MN	Electroless nickel plating is applied. ① Applicable to Material S45C only. ② Combination with STC is not available.
Additional Surface Treatment (Black Oxide)	STC	Adds black oxide surface treatment. ① Applicable to Material S45C only. ② Combination with MN is not available.
Engraving of the Specified Characters	KF	Engraves alphabet or number. Entering Code: KF-MISUMI0034 Printable Character: alphabet, number, . Z (Handle) Max. Characters Small Head, Large Head 20 5 - 30 10 5 - 40 12 10 - 50 12 10 - ① No symbols, such as a hyphen (-), other than those mentioned above may be used for engraving. ② The pin's orientation to the pin to the engraved characters is arbitrary. ③ Not applicable to handle length 10. ④ Engraved on the reverse side when combined with KH. ⑤ Up to 8 digits max.
Engraving of P Dimension	KH	Machines flats on knurled head and engraves P dimension (with the character orientation arbitrary). ① Not applicable to handle length 10. ② Engraved on the reverse side when combined with KF.

Alterations	Code	Spec.
S Dimension Tolerance	SKC	Changes S dimension tolerance to g6. ① Applicable only to Angle K Selectable or X dim. Selectable Type
Handle Length	ZC	Changes handle length S0 to 10, 20, 30 or 40. ① For Rotating, Diamond-shaped type, ZC30 and 40 only are applicable. When Z=30, effective length of tap is 7.5. ② For handle length 10, there is no tapered hole. ③ Handle length 10 and 20 are only available when P=S and pin length (10+L-B) ≤ 30. ④ For Large Head type, only ZC30 and 40 are applicable. ⑤ For handle length 10, combination with KH is not available.
Chain Alterations	CH	Loss-proof chain (length 600mm) is attached to gauge body. ① For chains only, see P.1862.