


Round Stoppers / Shims for Round Stoppers Standard Type

Counterbored Holes, Tapped Holes

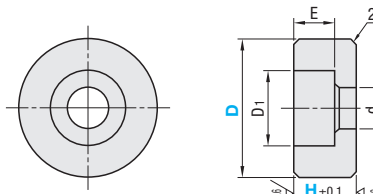
■ **Features:** Use at stop point of equipments and workpieces. Selectable from Standard/Free Type according to the applications.

■ **Round Stoppers - Counterbored Holes**



Standard **AST**
Configurable **ASTNF**

RoHS 10



25 / (6.3 / 1.6)

Material: S45C Equivalent
Hardness: 40~45HRC

Ⓜ If the Configurable Type D - D₁ ≤ 2, the chamfer will be C0.5 or less. (*Part)

■ **Standard**


Part Number Type	No.	D	H	d	D ₁	E	Applicable Screw	Unit Price	Volume Discount Rate
AST	3	12	8	3.4	6.5	3.5	M 3	1 ~ 19 pc(s).	20 ~ 99 pcs.
	4	16		4.4	8	4.5	M 4		
	5	19	10	5.4	9.5	5.5	M 5		
	6	20		6.6	11	6.5	M 6		
	8	25		9	14	8.6	M 8		
	10	28	16	11	17.5	11	M10		
	12	30	18	14	20	13.5	M12		

■ **Configurable**

Part Number Type	No.	D	H	d	D ₁	E	Applicable Screw	Unit Price
ASTNF	3	10~15	5~30 (H≥E+1)	3.4	6.5	3.5	M 3	
	4	10~25		4.4	8	4.5	M 4	
	5	12~35		5.4	9.5	5.5	M 5	
	6	15~40		6.6	11	6.5	M 6	
	8	16~50		9	14	8.6	M 8	
	10	22~50		11	17.5	11	M10	
	12	24~50		14	20	13.5	M12	

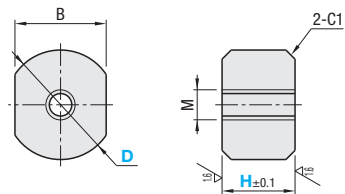
Ⓜ For orders of 100 or more pieces, please request a quotation.

■ **Round Stoppers - Tapped Holes**



Standard **ASTM**
Configurable **ASTMF**

RoHS 10



25 / (1.6)

Material: S45C Equivalent
Hardness: 40~45HRC

■ **Standard**

Part Number Type	No.	D	H	M (Coarse)	B	Unit Price	Volume Discount Rate
ASTM	3	12	8	M3	10	1 ~ 19 pc(s).	20 ~ 99 pcs.
	4	16		M4	14		
	5	19	10	M5	17		
	6	20		M6	22		
	8	25		M8	24		
	10	28	16	M10	24		
	12	30	18	M12	27		

■ **Configurable**

Part Number Type	No.	D	H	M (Coarse)	B	Unit Price
ASTMF	3	10~15	5~30 (H≤Mx4)	M3	D-2	
	4	10~25		M4		
	5	12~35		M5		
	6	15~40		M6		
	8	16~50		M8		
	10	22~50		M10		
	12	24~50		6~30		M12

Ⓜ For orders of 100 or more pieces, please request a quotation.

Ordering Example


Part Number - D - H

AST8 - 12 - 10 (Counterbored Standard Type)
ASTNF3 - 12 - 10 (Counterbored Configurable Type)
ASTM6 - 12 - 15 (Tapped Hole Standard Type)
ASTMF5 - 12 - 15 (Tapped Hole Configurable Type)


Alterations

Part Number - D - H - (ZG)

ASTNF4 - 12 - 10 - ZG

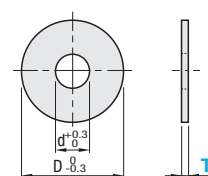
Alterations	Counterbored Hole Depth																
Code	ZG																
Spec.	 <table border="1"> <thead> <tr> <th>Applicable Screw</th> <th>E</th> </tr> </thead> <tbody> <tr> <td>M3</td> <td>-</td> </tr> <tr> <td>M4</td> <td>5.6</td> </tr> <tr> <td>M5</td> <td>6.7</td> </tr> <tr> <td>M6</td> <td>8.0</td> </tr> <tr> <td>M8</td> <td>10.6</td> </tr> <tr> <td>M10</td> <td>13.2</td> </tr> <tr> <td>M12</td> <td>15.5</td> </tr> </tbody> </table> <p>Ⓜ Applicable to ASTNF only Ⓜ Not applicable to M3</p>	Applicable Screw	E	M3	-	M4	5.6	M5	6.7	M6	8.0	M8	10.6	M10	13.2	M12	15.5
	Applicable Screw	E															
	M3	-															
	M4	5.6															
	M5	6.7															
	M6	8.0															
	M8	10.6															
M10	13.2																
M12	15.5																

■ **Shims for Round Stoppers Standard Type**



Standard **ASTC**

RoHS 10



Material: SPCC Equivalent

■ **Configurable**

Part Number Type	No.	T Selection	d	D	Unit Price	Volume Discount Rate
ASTC	3	0.1 0.2 0.5 1	4	12	1 ~ 19 pc(s).	20 ~ 50 pcs.
	4		5	16		
	5		6	19		
	6		8	20		
	8		10	25		
	10		12	28		
	12		14	30		

Ⓜ For Configurable Type Shims, see P.2-157

Ⓜ For orders larger than indicated quantity, please request a quotation.

Ordering Example

Part Number - T

ASTC3 - 0.1