Basic Guide Pins

Tip Shape Selectable, Eccentric

Features: Pin-shaped Basic Guides that can be used to various shapes of workpieces. Tip shapes and mounting parts are selectable.

Tip Shape Selectable

RoHS10

Mounting Part	Type: Sphere	Type: Taper R	Type: Tapered	Material	Surface Treatment
Tapped	RGP	RGPR	RGPT	S45C Equivalent	Electroless Nickel Plating
	RGPS	RGPRS	RGPTS	SUS304	-
Threaded	RGPN	RGPRN	RGPTN	S45C Equivalent	Electroless Nickel Plating
	RGPNS	RGPRNS	RGPTNS	SUS304	-

Reference: tan15°≈0.267 tan30°≈0.577
tan45°=1 tan60°≈1.732

* When D=6, Ø2.0
When D=20 and 25, Ø5.0

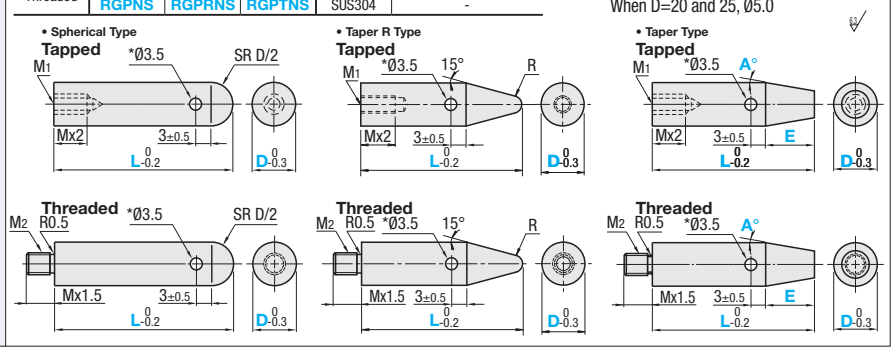

Spherical Type

Part Number Type	D	L 1mm Increment	M1 (Coarse)	M2 (Coarse)
Tapped RGP RGPS	6	15~100	3	-
	8	20~100	4	
	10	20~100		5
	12	21~100	5	6
Threaded RGPN RGPNS	15	26~100	6	8
	20	28~100		10
	25	31~100		

Threaded Type is available only when D≥10.

Taper R Type

Part Number Type	D	L 1mm Increment	M1 (Coarse)	M2 (Coarse)	R
Tapped RGPR RGPRS	6	20~100	3	-	1
	8	24~100	4		1.5
	10	26~100		5	2
	12	32~100	5	6	
Threaded RGPRN RGPRNS	15	40~100	6	8	
	20	47~100		10	3
	25	57~100			

L-Mx2≥(D x1.85)-(R x2.75)-1
Threaded Type is available only when D≥10.

Taper Type

Part Number Type	D	L 1mm Increment	E 0.5mm Increment	A 1° Increment	M1 (Coarse)	M2 (Coarse)
Tapped RGPT RGPTS	6	20~100	For Tapped 5.0≤E E≤L-M1x3	1~45	3	-
	8				4	
	10					5
	12				5	6
Threaded RGPTN RGPTNS	15		For Threaded 5.0≤E E≤L-7		6	8
	20					10
	25					

D-2EtanA≥1.0 (Tip diameter Ø1.0 or more)
Threaded Type is available only when D≥10.

Ordering Example

Part Number	-	L	-	E	-	A
RGP10	-	40				
RGPTNS12	-	40	-	E10	-	A5

D	Spherical Type L15~59 RGP	RGPS	RGPN	RGPNS	L60~100 RGP	RGPS	RGPN	RGPNS	Taper R Type L20~59 RGPR	RGPRS	RGPRN	RGPRNS	L60~100 RGPR	RGPRS	RGPRN	RGPRNS	Taper Type L20~59 RGPT	RGPTS	RGPTN	RGPTNS	L60~100 RGPT	RGPTS	RGPTN	RGPTNS
6			-	-			-	-			-	-			-	-			-	-			-	-
8			-	-			-	-			-	-			-	-			-	-			-	-
10																								
12																								
15																								
20																								
25																								

Unit Price

Eccentric

RoHS10

Type	Material	Surface Treatment
RGPEZ	S45C Equivalent	Electroless Nickel Plating
RGPEZS	SUS304	-
RGPEZMC	MC Nylon	-

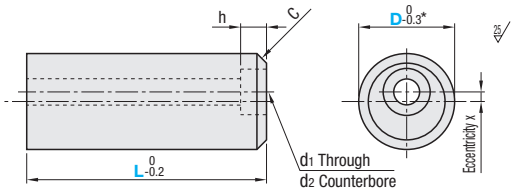

D6 has no counterbored hole. It only has through holes.

* For MC nylon, D dimension tolerance is +0.3 +0.1

Part Number Type	D	L 10mm Increment	d1	d2	C	h L10~40	h L50~100	h L110~120	h L130, 140	Applicable Screw	Eccentricity x	Unit Price L10~60 RGPEZ	RGPEZS	RGPEZMC	L70~100 RGPEZ	RGPEZS	RGPEZMC	L110~140 RGPEZ	RGPEZS	RGPEZMC
RGPEZ RGPEZS RGPEZMC	6	10~30	3.5	-	0.2	-				M3	0.5				-	-	-	-	-	-
	12	20~40	4.5	8	0.2	5	-			M4	1				-	-	-	-	-	-
	15	20~50	4.5	8	0.2	5		-		M4	2				-	-	-	-	-	-
	20	30~70	5.5	9.5	1	6	20	-		M5	2							-	-	-
	25	30~120	6.6	11	1	7		25	-	M6	2									
	30	30~140	9	14	1	9			30	M8	2									

Ordering Example

Part Number	-	L
RGPEZ25	-	80

Example

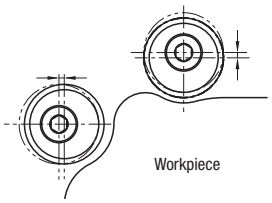

Eccentricity in the counterbored hole position makes fine adjustments of guiding position possible.
Suitable for guiding workpieces which are not accurate in finished dimensions, such as castings.