


V Guide

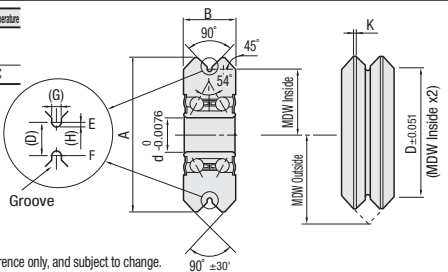
90° Type Units / Wheels

90° Type Wheel



Type	Material	Hardness	Seal	Heat Resistance Temperature
BVGH	SUJ2 Equivalent	60-62HRC	Metal Shield	0-100°C
BVGHs	SUS40C Equivalent	58-60HRC	Nitrile Rubber	0-100°C
BVGHt	SUS40C Equivalent	58-60HRC	Metal Shield	-30-260°C

*For BVGHs No.2 / No.3, the materials are changed to Nitrile Rubber Metal Shield.




* G and H dimensions are for reference only, and subject to change.

Part Number		A		B	d	D		MDW		(G)*	(H)*	K	Radial Load (L _{Rmax}) (N)	Thrust Load (L _{Smax}) (N)	Unit Price
Type	No.				Between E and F	Inside	Outside								
BVGH	1	19.557	7.874	4.762	15.848	7.924	11.861	1.0	0.5	0.229			1220	252	
	2	30.733	11.099	9.525	25.399	12.700	18.236	1.4	0.7				2650	625	
	3	45.718	15.874	11.999	38.099	19.049	26.974	2.0	1.0				5900	1701	
BVGHs	1	19.557	7.874	4.762	15.848	7.924	11.861	1.0	0.5	0.229			1220	252	
	2	30.733	11.099	9.525	25.399	12.700	18.236	1.4	0.7				2650	625	
	3	45.718	15.874	11.999	38.099	19.049	26.974	2.0	1.0				5900	1701	
BVGHt	1	19.557	7.874	4.762	15.848	7.924	11.861	0.508	0.254	0.229			1013	209	
	2	30.733	11.099	9.525	25.399	12.700	18.236	0.762	0.381				2200	519	
	3	45.718	15.874	11.999	38.099	19.049	26.974	0.889	0.432				4897	1412	

kgf=Nx0.101972

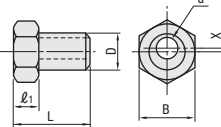
Ordering Example **Part Number**
BVGH3

90° Type Bushing

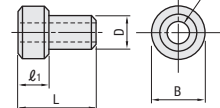


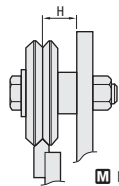
BVGBS

E (Eccentric Bushing)



C (Fixed Bushing)






M Material: SUS303

Part Number		Spec.	L	D	B	d	Tolerance	Applicable Screw	X	l ₁	H	Unit Price
Type	No.											
BVGBS	1	C	13.68	4.75	10	3	+0.014 0	M3	-	6.06	10	
		E							0.3			
	2	C	17.24	9.52	13	6	+0.018 0	M6	-	6.45	12	
		E							0.6			
	3	C	24.68	11.99	19	8	+0.022 0	M8	-	9.06	17	
		E							1.0			

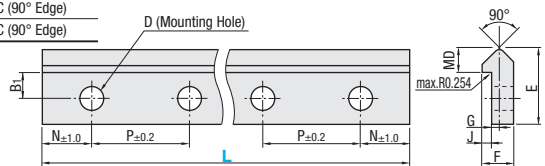
Ordering Example **Part Number** - **Spec.**
BVGBS1 - E

90° Type Single Sided Tracks



RoHS10

Type	Mounting Hole	Material	Hardness
BVGTNL	Available	S45C Equivalent	53HRC (90° Edge)
BVGTNSL	Available	SUS420J2 Equivalent	40HRC (90° Edge)



Number of Holes = $\frac{L-40}{50} + 1$

Part Number		L 50mm Increment	E ±0.38	F ±0.38	G ±0.05	J	MD ±0.05	D	B ₁	N ±1.0	P ±0.2	Unit Price							
Type	No.											BVGTNL1	BVGTNL2	BVGTNL3	BVGTNSL1	BVGTNSL2	BVGTNSL3		
BVGTNL	1	90-1790	11.10	4.75	0.79	1.57	3.18	3.5	4	20	50								
	2	(For L dimensions, please refer to the price list.)	15.88	6.35		2.36	4.75	4.5	5.5										
	3		22.23	8.71	1.57	2.77	6.35	5.5	8										

Ordering Example **Part Number** - **L**
BVGTNL1 - 640

Alteration Code	Surface Treatment
	MTC
Spec.	Electroless nickel plating is applied. ⊗ Not available for Stainless Steel Type.

Alterations
 Part Number - (MTC)L
 BVGTNL1 - MTC740
 ⊕ Only applicable to Single Sided Track Type BVGTNL.

L	BVGTNL1	BVGTNL2	BVGTNL3	BVGTNSL1	BVGTNSL2	BVGTNSL3
90, 140, 190						
240, 290						
340, 390						
440, 490						
540, 590						
640, 690						
740, 790						
840, 890						
940, 990						
1040, 1090						
1140, 1190						
1240, 1290						
1340, 1390						
1440, 1490						
1540, 1590						
1640, 1690						
1740, 1790						