


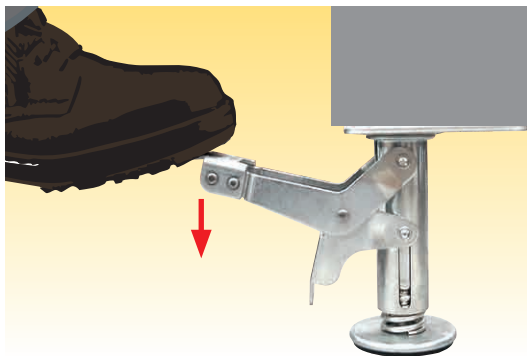
Truck is securely locked with easy one-touch operation!

Easy lock!!



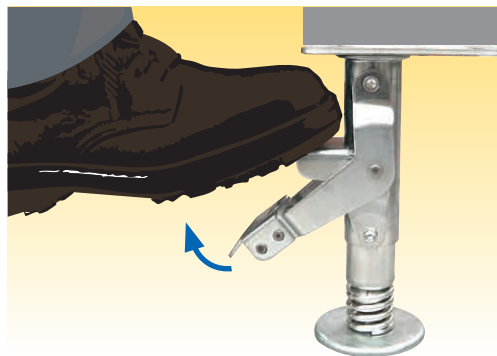
How to use the easy lock

Locking method



Step on the DOWN pedal to the end. When the DOWN pedal is stepped, the UP pedal is set at the top position and the truck is locked.

Releasing method



When the Up pedal that went up by locking the truck was stepped, the DOWN pedal goes up. When the DOWN pedal goes up to the point that the pedal touches your foot, release your foot from the pedal slowly. By doing so, the lock can be safely released.

☆ Patent Pending No.2012-001039

Precautions for using the easy lock

1. Use the easy lock in such a manner that optimum mounting height is observed. (*The mounting height of rubber wheel varies depending on load.)
2. This is the stopper for the truck equipped with casters. Since this lock is not designed for being lifted, do not use this lock as a jack. (Load is supported by casters.)
3. Mount the easy lock in such a manner that the pedal protrudes.
4. The easy lock is not designed to be used on an inclined plane. Please use the easy lock on flat ground.
5. Do not use the easy lock for a working table or step ladder.
6. Do not apply load to the carrier in which the easy lock is locked from the side.
7. Do not place the carrier in which the easy lock is locked on the truck and transfer.