



# WINSTA® MINI Sockets and Plugs, 2-Pole

<p>0.25 ... 1.5 mm<sup>2</sup> ① 250 V/4 kV/3 I<sub>N</sub> 16 A</p> <p> 9 mm / 0.35 in.</p> <p>② Approvals</p>	<p>22 ... 16 AWG</p> <p>0.25 ... 1.5 mm<sup>2</sup> ① 250 V/4 kV/3 I<sub>N</sub> 16 A</p> <p> 9 mm / 0.35 in.</p> <p>② Approvals</p>
--	---



**Note:**

All connectors for fixed installations (snap-in versions for lighting fixtures, devices or all types of PCBs and distribution cabinets) are factory-equipped with locking levers to ensure plugs and sockets are securely locked. Additional locking levers are only required for "flying leads" (plug/socket).






Description	Color	Item No.	Pack. Unit	Color	Item No.	Pack. Unit
Connectors, 2-pole, with Push-in CAGE CLAMP® connection	Socket with strain relief housing, for 3.8 ... 8.2 mm cable diameter, Strip length, outer insulation: 30 mm			Plug with strain relief housing, for 3.8 ... 8.2 mm cable diameter, Strip length, outer insulation: 30 mm		
	● black	890-102	50	● black	890-112	50
	○ white	890-122	50	○ white	890-132	50

**Item-Specific Accessories**

	Operating tool, partially insulated 2-way	Operating tool, partially insulated 2-way
	890-382 1	

**Accessories, 890 Series**

	Locking lever, for "flying leads", manually operated	Locking lever, for "flying leads", tool operated
	black 890-101 100 (2x50) white 890-121 100 (2x50)	
	Mounting carrier, for 2- to 5-pole "flying leads" black 890-310 100 white 890-311 100	

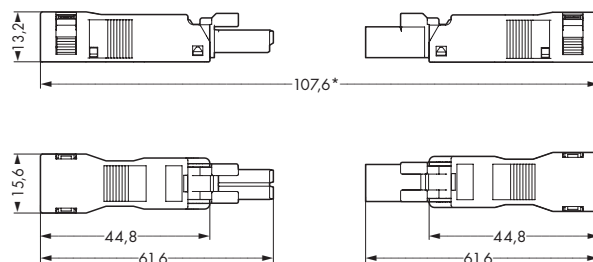
**Info**

**Dimensions**

- ① Conductor sizes: 0.25 ... 1.5 mm<sup>2</sup> "s + f-st"  
0.25 ... 1 mm<sup>2</sup> "stranded"
- ② For "International Certification Organizations" and "Approvals - User Guide," see page 300.

- black Coding A (L N)
- white Coding A (L N)
- blue Coding I (+ -)

For coding information, see page 284.  
Fire load data available upon request.



\* Overall length when mated