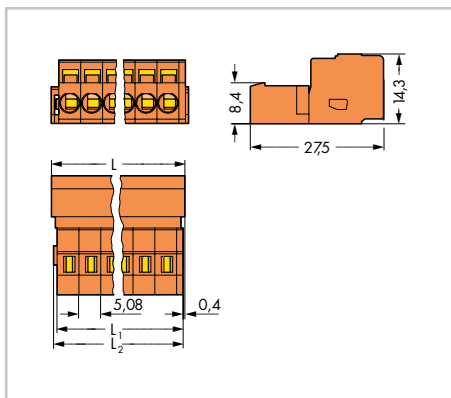

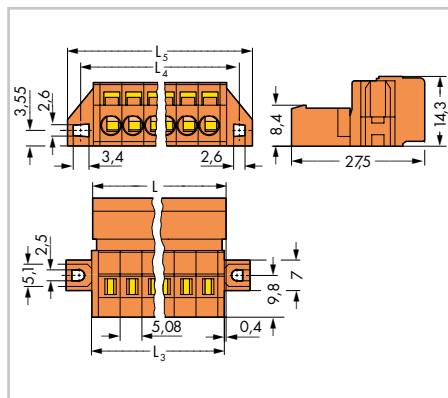


Male connectors MCS MIDI Classic

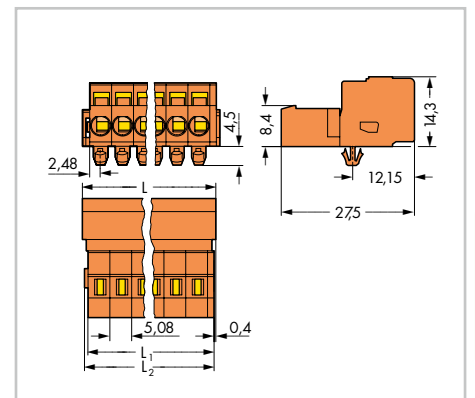
Pin spacing: 5.08 mm / 0.2 in.		With fixing flanges Pin spacing: 5.08 mm / 0.2 in.		With snap-in mounting feet Pin spacing: 5.08 mm / 0.2 in.	
0.08 ... 2.5 mm ²	28 ... 12 AWG	0.08 ... 2.5 mm ²	28 ... 12 AWG	0.08 ... 2.5 mm ²	28 ... 12 AWG
320 V/4 kV/2 12 A	300 V/15 A	320 V/4 kV/2 12 A	300 V/15 A	320 V/4 kV/2 12 A	300 V/15 A



$L = (\text{pole no.} - 1) \times \text{pin spacing} + 8.2 \text{ mm}$
 $L_1 = L - 1.7 \text{ mm}$
 $L_2 = L - 1.2 \text{ mm}$



$L = (\text{pole no.} - 1) \times \text{pin spacing} + 8.2 \text{ mm}$
 $L_3 = L - 0.2 \text{ mm}$
 $L_4 = L_3 + 5.8 \text{ mm}$
 $L_5 = L_3 + 11.8 \text{ mm}$



$L = (\text{pole no.} - 1) \times \text{pin spacing} + 8.2 \text{ mm}$
 $L_1 = L - 1.7 \text{ mm}$
 $L_2 = L - 1.2 \text{ mm}$

Pole No.	Item No.	Pack. Unit	Pole No.	Item No.	Pack. Unit	Pole No.	Item No.	Pack. Unit
Male connector, orange			Male connector with fixing flanges, orange			Male connector with snap-in mounting feet, for 0.6 ... 1.2 mm plate thickness, 3.5 mm Ø mounting holes, orange		
2	231-632	100	2	231-632/019-000	100	2	231-632/018-000	100
3	231-633	100	3	231-633/019-000	50	3	231-633/018-000	100
4	231-634	100	4	231-634/019-000	50	4	231-634/018-000	100
5	231-635	50	5	231-635/019-000	50	5	231-635/018-000	50
6	231-636	50	6	231-636/019-000	50	6	231-636/018-000	50
7	231-637	50	7	231-637/019-000	50	7	231-637/018-000	50
8	231-638	50	8	231-638/019-000	50	8	231-638/018-000	50
9	231-639	50	9	231-639/019-000	25	9	231-639/018-000	50
10	231-640	50	10	231-640/019-000	25	10	231-640/018-000	50
11	231-641	25	11	231-641/019-000	25	11	231-641/018-000	25
12	231-642	25	12	231-642/019-000	25	12	231-642/018-000	25
13	231-643	25	13	231-643/019-000	25	13	231-643/018-000	25
14	231-644	25	14	231-644/019-000	25	14	231-644/018-000	25
15	231-645	25	15	231-645/019-000	25	15	231-645/018-000	25
16	231-646	25	16	231-646/019-000	10	16	231-646/018-000	25
17	231-647	25	17	231-647/019-000	10	17	231-647/018-000	25
18	231-648	10	18	231-648/019-000	10	18	231-648/018-000	10
19	231-649	10	19	231-649/019-000	10	19	231-649/018-000	10
20	231-650	10	20	231-650/019-000	10	20	231-650/018-000	10
21	231-651	10	21	231-651/019-000	10	21	231-651/018-000	10
22	231-652	10	22	231-652/019-000	10	22	231-652/018-000	10
23	231-653	10	23	231-653/019-000	10	23	231-653/018-000	10
24	231-654	10	24	231-654/019-000	10	24	231-654/018-000	10

For cutout dimensions, see page 488, Table 1.

Accessory	Page
Mounting adapter for DIN 35 rail, 3 or more poles (209-137)	479