


Pin spacing 5 mm / 0.197 in., gray
 0.08 ... 4 mm² AWG 28 ... 12
 500 V/6 kV/3 ① 300 V, 20 A ②
 I_N 32 A ② 300 V, 20 A ③
 8 ... 9 mm / 0.33 in. ③



- ① 500 V = rated voltage
 6 kV = rated surge voltage
 3 = pollution degree
 (also see Section 14)
- ② See current-carrying capacity curve, page 363 and at www.wago.com
- ③ Strip length, see packaging or instructions.

769 Series Accessories

Appropriate marking system:
 Miniature WSB (see Section 13)

| 1-conductor female plug, | | | |
|--------------------------|----------|----------------|-----|
| | straight | | |
| | gray | 769-102 | 100 |

| 1-conductor female plug, | | | |
|--------------------------|-----------------------------|------------------------|----|
| | with lateral locking levers | | |
| | gray | 769-102/021-000 | 50 |

| 2-conductor female plug | | | |
|-------------------------|------|----------------|----|
| | gray | 769-122 | 50 |


| Coding pin, | | | |
|-------------|-------------------------|----------------|------------|
| | for coding female plugs | | |
| | orange | 769-435 | 100 (4x25) |

| Operating tool, | | | |
|-----------------|---|----------------|---|
| | for female and male connectors with CAGE CLAMP® | | |
| | | 210-490 | 1 |


| Miniature WSB Quick marking system, | | | |
|-------------------------------------|-------------------------------------|----------------|---|
| | 10 strips with 10 markers per card, | | |
| | 5 mm wide markers | | |
| | plain | 248-501 | 5 |

| Operating lever, loose, | | | |
|-------------------------|---|----------------|---------------|
| | for female plugs and male connectors with CAGE CLAMP® | | |
| | | 769-434 | 2000 (20x100) |

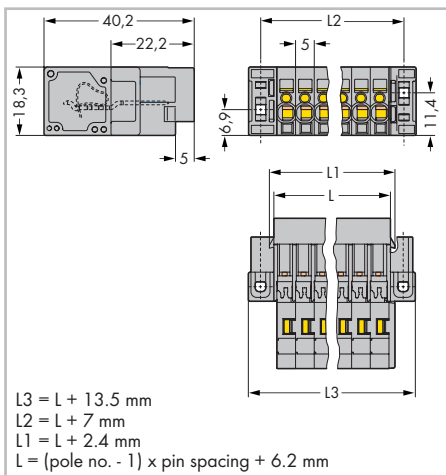
| Pole No. | Item No. | Pack. Unit |
|---|------------------------|------------|
| Male connector with CAGE CLAMP® and feedthrough flanges, | | |
| for screw or similar mounting types, | | |
| for screw or similar mounting types, | | |
| gray | | |
| 2 | 769-602/004-000 | 100 |
| 3 | 769-603/004-000 | 50 |
| 4 | 769-604/004-000 | 25 |
| 5 | 769-605/004-000 | 25 |
| 6 | 769-606/004-000 | 25 |
| 7 | 769-607/004-000 | 25 |
| 8 | 769-608/004-000 | 25 |
| 9 | 769-609/004-000 | 25 |
| 10 | 769-610/004-000 | 25 |
| 11 | 769-611/004-000 | 25 |
| 12 | 769-612/004-000 | 15 |
| 13 | 769-613/004-000 | 15 |
| 14 | 769-614/004-000 | 10 |
| 15 | 769-615/004-000 | 10 |



Male connector with CAGE CLAMP®.
 1-conductor female plug, straight.



Male connector with CAGE CLAMP®.
 with miniature WSB quick marking system



Dimensions in mm