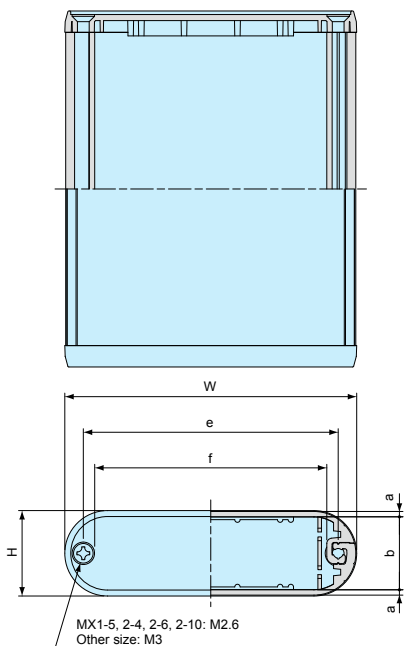
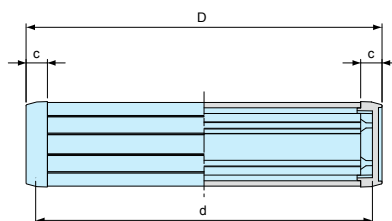


**MX dimensions**

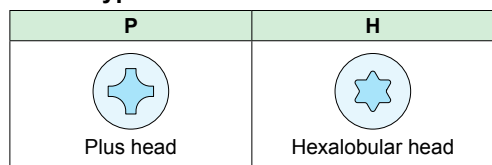
• CAD data is downloadable from our website.



• Refer to the page 109 to 112 for the panel and frame detail.



**Screw Type**



Please request / order by indicating the combination part number as below.

**MX 1 - 5 - 6** □ □ □  
Color code Screw P or H

**Part no. / Dimensions**

Part no.	H	W	D	a	b	c	d	e	f	Weight(g)
MX1- 5- 6	13	48	55	1.2	10.2	6	50	38.8	33.6	25
MX1- 5- 9	13	48	85	1.2	10.2	6	80	38.8	33.6	40
MX1- 5-12	13	48	115	1.2	10.2	6	110	38.8	33.6	55
MX2- 4- 5	15	41	50	1.2	12.2	6	44.6	31.8	26.6	20
MX2- 4- 8	15	41	80	1.2	12.2	6	74.6	31.8	26.6	35
MX2- 4-11	15	41	110	1.2	12.2	6	104.6	31.8	26.6	50
MX2- 6- 5	18	57	50	1.2	15.1	5	45	47.7	42.5	35
MX2- 6- 8	18	57	75	1.2	15.1	5	70	47.7	42.5	50
MX2- 6-10	18	57	100	1.2	15.1	5	95	47.7	42.5	70
MX2- 7- 6	20	70	60	1.5	16.5	6	54.6	59.6	53.2	50
MX2- 7- 9	20	70	90	1.5	16.5	6	84.6	59.6	53.2	80
MX2- 7-12	20	70	120	1.5	16.5	6	114.6	59.6	53.2	105
MX2- 8- 7	24	82	70	1.5	20.5	6	64.6	71.6	65.2	75
MX2- 8-10	24	82	100	1.5	20.5	6	94.6	71.6	65.2	105
MX2- 8-13	24	82	130	1.5	20.5	6	124.6	71.6	65.2	140
MX2-10- 8	16	100	80	1.2	13.2	6	74.6	90.8	85.6	70
MX2-10-11	16	100	110	1.2	13.2	6	104.6	90.8	85.6	95
MX2-10-15	16	100	150	1.2	13.2	6	144.6	90.8	85.6	130
MX3-11- 8	30	110	80	1.5	26.5	7	74.6	99.6	93.2	110
MX3-11-12	30	110	120	1.5	26.5	7	114.6	99.6	93.2	165
MX3-11-17	30	110	170	1.5	26.5	7	164.6	99.6	93.2	235
MX4- 7- 6	35	70	60	1.55	31.4	7	53	59.6	53.2	65
MX4- 7- 9	35	70	90	1.55	31.4	7	83	59.6	53.2	100
MX4- 7-12	35	70	120	1.55	31.4	7	113	59.6	53.2	130
MX4-10- 8	40	95	80	1.55	36.4	8	73	84.6	78.2	115
MX4-10-12	40	95	120	1.55	36.4	8	113	84.6	78.2	175
MX4-10-15	40	95	150	1.55	36.4	8	143	84.6	78.2	215
MX4-13-10	35	130	100	1.75	31	8	94.4	119.6	113.2	175
MX4-13-15	35	130	150	1.75	31	8	144.4	119.6	113.2	265
MX4-13-21	35	130	210	1.75	31	8	204.4	119.6	113.2	375