TPGW0802●●

I.C.: ø4.76 Thickness: 2.38 Hole: ø2.4

Applicable holder ref. page, (Example)

Applicable Internal Holders E24 to E26

Legend: Continuous Cut ● : 1st Choice ○ : 2nd Choice; Medium Cut ◉ : 1st Choice ◔ : 2nd Choice; Interrupted Cut ✖ : 1st Choice ✿ : 2nd Choice

◉▲=1 piece pack and 10 pieces pack both Stocked ●▲=1 piece pack Stocked

Recommended Application	BNX10	BNX20	BNX25*	BN1000	BN2000	BN250	BN350	BN500	BN7000	BN700	BN7500	BNS800
K cast iron								○	●			◔
S exotic alloy									●			◔
H hardened steel	○	◔	✿	●	◉	◔	✖					
sintered component									◉		●	

CBN

● One-use Type/11° Positive (With Hole)

Appearance	Cutting edge specification	Cat. No.	Old Cat. No.	Pcs./Pack	No. of Cutting Edges	Nose Radius	Cutting Edge Length	BNX10	BNX20	BNX25*	BN1000	BN2000	BN250	BN350	BN500	BN7000	BN700	BN7500	BNS800
	Standard	**NU-TPGW 080202**	—	1	1	0.2	2.6				●	◉	▲			●	●		—
		080204				0.4	2.5	◉			◉	◉	▲			●	●		—
		080208				0.8	2.2					●				●	●		—
		T-NU-TPGW 080202	—	10	1	0.2	2.6					◉	▲						—
		080204				0.4	2.5	◉			◉	◉	▲						—
		080208				0.8	2.2												—
Low Resistance Type	Sharp Edge	**NU-TPGW 080202LF**	NU-TPGW 080202F	1	1	0.2	2.6	—	—	—	—	—	—	—	—				—
		080204LF	080204F			0.4	2.5	—	—	—	—	—	—	—	—	●	●		—
		080208LF	080208F			0.8	2.2	—	—	—	—	—	—	—	—				—
		T-NU-TPGW 080202LF	T-NU-TPGW 080202F	10	1	0.2	2.6	—	—	—	—	—	—	—	—				—
		080204LF	080204F			0.4	2.5	—	—	—	—	—	—	—	—				—
		080208LF	080208F			0.8	2.2	—	—	—	—	—	—	—	—				—
Fine Boring type	T01215	**NU-TPGW 080202LT**	NU-TPGW 080202S	1	1	0.2	2.6	—		—	—	●	▲	—	—	—	—	—	—
		080204LT	080204S			0.4	2.5	—		—	—	●	▲	—	—	—	—	—	—
		080208LT	080208S			0.8	2.2	—		—	—			—	—	—	—	—	—
		T-NU-TPGW 080202LT	T-NU-TPGW 080202S	10	1	0.2	2.6	—		—	—			—	—	—	—	—	—
		080204LT	080204S			0.4	2.5	—		—	—			—	—	—	—	—	—
		080208LT	080208S			0.8	2.2	—		—	—			—	—	—	—	—	—
Continuous cutting general type	S01225	**NU-TPGW 080202LS**	NU-TPGW 080202M	1	1	0.2	2.6	—	—	—	—	—	▲	—	—	—	—	—	—
		080204LS	080204M			0.4	2.5	—	—	—	—	—	▲	—	—	—	—	—	—
		080208LS	080208M			0.8	2.2	—	—	—	—	—	▲	—	—	—	—	—	—
		T-NU-TPGW 080202LS	T-NU-TPGW 080202M	10	1	0.2	2.6	—	—	—	—	—		—	—	—	—	—	—
		080204LS	080204M			0.4	2.5	—	—	—	—	—		—	—	—	—	—	—
		080208LS	080208M			0.8	2.2	—	—	—	—	—		—	—	—	—	—	—
Strong edge type	S01235	**NU-TPGW 080202HS**	—	1	1	0.2	2.6	—	—	—	—	●	—	—	—	—	—	—	—
		080204HS				0.4	2.5	—	—	—	—	●	—	—	—	—	—	—	—
		080208HS				0.8	2.2	—	—	—	—	●	—	—	—	—	—	—	—

*For BNX25, use NS type code (NS-TPGW) *Depth-of-cut for one-use type is 0.5mm or less

SUMIBORON Application Range Map

Ⓒ Grey Cast Iron

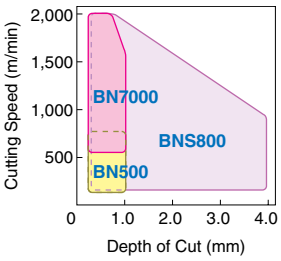

Ⓓ Ductile Cast Iron

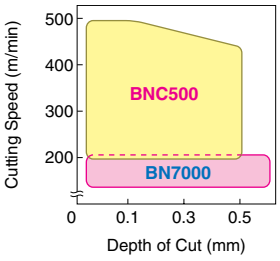

Ⓔ General Sintered Alloy

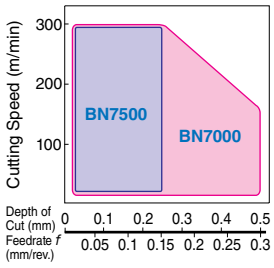

Ⓕ High Density Sintered Alloy

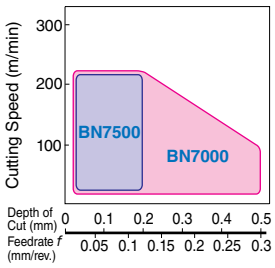

▲◭mark: To be replaced by new item (Please confirm stock availability)