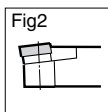
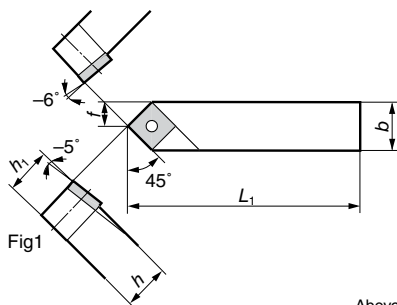
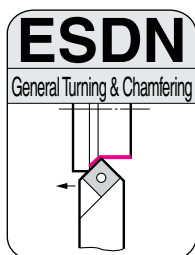
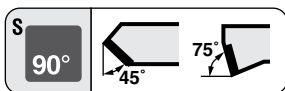


ESDN / ESKN Type



SEC- 30 Type Tool Holders

General Turning and Copying

Pin Lock

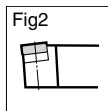
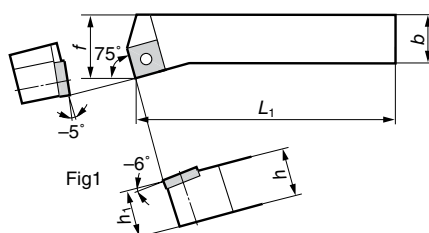
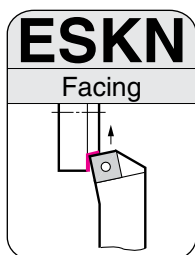
■ Spare Parts

Pin	Shim	Spanner
P321US	-	KY40
P322US	-	
P433U	-	
P433W	ESS42	
P434U	-	
P434W	ESS42	
P434U	-	
P434W	ESS42	

■ Holders

Above figures show right hand tools.

Cat. No.	Conventional Cat. No.	Stock		Dimensions (mm)					Fig	Applicable Inserts		Pin	Shim	Spanner
		R	L	h	b	L ₁	f	h ₁		Cat. No.	Ref. Page			
ESDN R/L1212F09	ESDN R/L1212	●	●	12	12	80	6.0	11.5	1	SN□□0903	B40	P321US	-	KY40
ESDN R/L1616H09	ESDN R/L1616H32	●	●	16	16	100	8.0	15.5	1					
ESDN R/L2020K12	ESDN R/L2020			20	20	125	10.0	19.5	1	SN□□1204	From B41	P433U	-	
ESDN R/L2020K12W	ESDN R/L2020W	●	●	20	20	125	10.0	19.5	2					
ESDN R/L2520M12	ESDN R/L2520			25	20	150	10.0	24.5	1					
ESDN R/L2520M12W	ESDN R/L2520W			25	20	150	10.0	24.5	2					
ESDN R/L2525M12	ESDN R/L2525			25	25	150	12.5	24.5	1					
ESDN R/L2525M12W	ESDN R/L2525W	●	●	25	25	150	12.5	24.5	2					



SEC- 30 Type Tool Holders

General Turning and Copying

Pin Lock

■ Spare Parts

Pin	Shim	Spanner
P321US	-	KY40
P322US	-	
P432U	-	
P433U	-	
P433W	ESS42	
P434U	-	
P434W	ESS42	
P434W	ESS42	

■ Holders

Above figures show right hand tools.

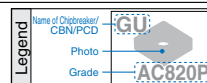
Cat. No.	Conventional Cat. No.	Stock		Dimensions (mm)					Fig	Applicable Inserts		Pin	Shim	Spanner
		R	L	h	b	L ₁	f	h ₁		Cat. No.	Ref. Page			
ESKN R/L1212F09	ESKN R/L1212	●	●	12	12	80	16	11.5	1	SN□□0903	B40	P321US	-	KY40
ESKN R/L1616H09	ESKN R/L1616H32	●	●	16	16	100	20	15.5	1					
ESKN R/L1616H12	ESKN R/L1616H43			16	16	100	20	15.5	1	SN□□1204	From B41	P432U	-	
ESKN R/L2020K12	ESKN R/L2020			20	20	125	25	19.5	1					
ESKN R/L2020K12W	ESKN R/L2020W	●	●	20	20	125	25	19.5	2					
ESKN R/L2520M12	ESKN R/L2520			25	20	150	25	24.5	1					
ESKN R/L2520M12W	ESKN R/L2520W			25	20	150	25	24.5	2					
ESKN R/L2525M12	ESKN R/L2525			25	25	150	32	24.5	1					
ESKN R/L2525M12W	ESKN R/L2525W	●	●	25	25	150	32	24.5	2					

Note: When using right/left handed type inserts for facing, holder and insert are opposite handed.

Applicable Inserts ◀ DSBN / DSDN / DSSN / PSSN / PSDN / PSBN / PSKN / ESBN / ESDN / ESKN / ESSN Type

Recommended Inserts

- Please also refer to the selection guide for inserts. (from page A8)
- Some combinations need to be made-to-order or cannot be manufactured.



Applications	P (Steel)			M (Stainless Steel)			K (Cast Iron)			H (Hardened Steel)	
	Finishing	Medium	Rough Cutting	Finishing	Medium	Rough Cutting	High-Speed/Finishing	Finishing to Medium Cutting	Medium to Rough Cutting	Coated	Non-coated
Continuous Cutting	SU T1500Z	GU AC810P	MU AC820P	EF AC610M	EG AC6030M	EM AC6030M	SUMIBORON BN7000	UZ AC405K	GZ AC405K	SUMIBORON BNC2010	SUMIBORON BN1000
General Cutting	SU AC810P	GU AC820P	MU AC820P	EF AC6030M	EG AC6030M	EM AC6040M	SUMIBORON BN7000	GZ AC415K	GZ AC415K	SUMIBORON BNC2020	SUMIBORON BN2000
Interrupted Cutting	SX AC820P	UX AC830P	MX AC830P	EF AC6030M	EG AC6040M	EM AC6040M	SUMIBORON BN7000	GZ AC420K	No Breaker AC420K	SUMIBORON BNC300	SUMIBORON BN350
Recommended Cutting Conditions	From A8			From A18			From A22			From A28	