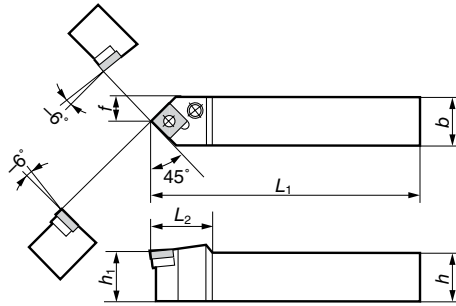

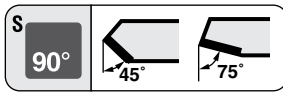


# PSDN / PSBN Type

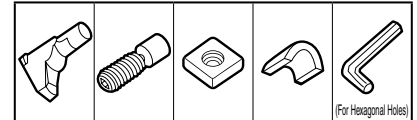


SEC- 70 Type Tool Holders

General Turning and Copying

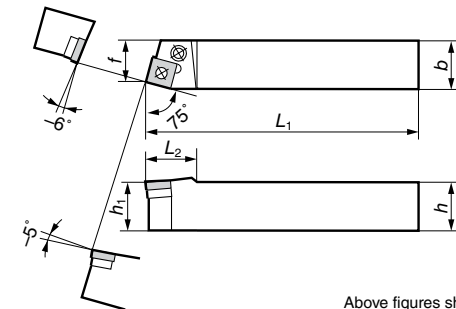
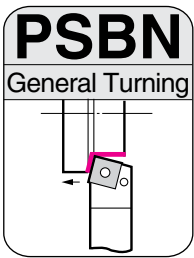
Lever Lock

■ Spare Parts



■ Holders

Cat. No.	Conventional Cat. No.	Stock	Dimensions (mm)						Applicable Inserts		Lever Pin	Bolt	Shim	Shim Pin	Spanner
			h	b	L <sub>1</sub>	f	h <sub>1</sub>	L <sub>2</sub>	Cat. No.	Ref. Page					
PSDN N1616H09	PSDN N1616-32	●	16	16	100	8.0	16	22	SN□□0903	B40	LCL3	LCS3	LSS32	LSP3	LH025
PSDN N2020K12	PSDN N2020-43	●	20	20	125	10.0	20	30	SN□□1204	From B41	LCL4	LCS4	LSS42	LSP4	LH030
PSDN N2520M12	PSDN N2520-43		25	20	150	10.0	25	30							
PSDN N2525M12	PSDN N2525-43	●	25	25	150	12.5	25	30							
PSDN N3225P12	PSDN N3225-43		32	25	170	12.5	32	30							
PSDN N3232P12	PSDN N3232-43	●	32	32	170	16.0	32	40	SN□□1506	From B44	LCL5	LCS5	LSS53	LSP5	LH030
PSDN N3225P15	PSDN N3225-54		32	25	170	12.5	32	40							
PSDN N3232P15	PSDN N3232-54		32	32	170	16.0	32	40	SN□□1906	From B45	LCL6	LCS6	LSS63	LSP6	LH040
PSDN N3232P19	PSDN N3232-64	●	32	32	170	16.0	32	40							
PSDN N4040R19	PSDN N4040-64		40	40	200	20.0	40	40							

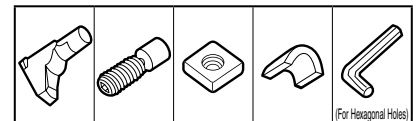


SEC- 70 Type Tool Holders

General Turning and Copying

Lever Lock

■ Spare Parts



■ Holders

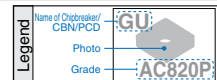
Above figures show right hand tools.

Cat. No.	Conventional Cat. No.	Stock		Dimensions (mm)						Applicable Inserts		Lever Pin	Bolt	Shim	Shim Pin	Spanner
		R	L	h	b	L <sub>1</sub>	f	h <sub>1</sub>	L <sub>2</sub>	Cat. No.	Ref. Page					
PSBN R/L1616H09	PSBN R/L1616-32	●	●	16	16	100	13	16	22	SN□□0903	B40	LCL3	LCS3	LSS32	LSP3	LH025
PSBN R/L2020K12	PSBN R/L2020-43	●	●	20	20	125	17	20	28	SN□□1204	From B41	LCL4	LCS4	LSS42	LSP4	LH030
PSBN R/L2520M12	PSBN R/L2520-43			25	20	150	17	25	28							
PSBN R/L2525M12	PSBN R/L2525-43	●	●	25	25	150	22	25	28							
PSBN R/L3225P12	PSBN R/L3225-43			32	25	170	22	32	28							
PSBN R/L3232P12	PSBN R/L3232-43			32	32	170	27	32	35	SN□□1506	From B44	LCL5	LCS5	LSS53	LSP5	LH030
PSBN R/L3225P15	PSBN R/L3225-54			32	25	170	22	32	35							
PSBN R/L3232P15	PSBN R/L3232-54	●	●	32	32	170	27	32	35	SN□□1906	From B45	LCL6	LCS6	LSS63	LSP6	LH040
PSBN R/L3232P19	PSBN R/L3232-64	●	●	32	32	170	27	32	40							
PSBN R/L4040R19	PSBN R/L4040-64			40	40	200	35	40	40	SN□□2507	B47	LCL8	LCS8	LSS84	LSP8	LH050
PSBN R/L5050S25	PSBN R/L5050-85			50	50	250	43	50	50							

Applicable Inserts ◀ DSBN / DSDN / DSSN / PSSN / PSDN / PSBN / PSKN / ESBN / ESDN / ESKN / ESSN Type

Recommended Inserts

- Please also refer to the selection guide for inserts. (from page A8)
- Some combinations need to be made-to-order or cannot be manufactured.



Applications Cutting State	P (Steel)			M (Stainless Steel)			K (Cast Iron)			H (Hardened Steel)	
	Finishing	Medium	Rough Cutting	Finishing	Medium	Rough Cutting	High-Speed/Finishing	Finishing to Medium Cutting	Medium to Rough Cutting	Coated	Non-coated
Continuous Cutting	SU T1500Z	GU AC810P	MU AC820P	EF AC610M	EG AC6030M	EM AC6030M	SUMIBORON BN7000	UZ AC405K	GZ AC405K	SUMIBORON BNC2010	SUMIBORON BN1000
General Cutting	SU AC810P	GU AC820P	MU AC820P	EF AC6030M	EG AC6030M	EM AC6040M	SUMIBORON BN7000	GZ AC415K	GZ AC415K	SUMIBORON BNC2020	SUMIBORON BN2000
Interrupted Cutting	SX AC820P	UX AC830P	MX AC830P	EF AC6030M	EG AC6040M	EM AC6040M	SUMIBORON BN7000	GZ AC420K	No Breaker AC420K	SUMIBORON BNC300	SUMIBORON BN350
Recommended Cutting Conditions	From A8			From A18			From A22			From A28	

C External Holders

Negative Inserts

C

D

R

S

T

V

W