
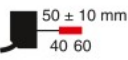
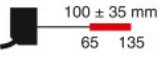


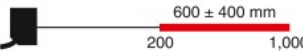


## Ordering Information

### Sensors (Refer to Dimensions on page 6)

Appearance	Connection method	Cable length	Sensing distance	Model	
				NPN output	PNP output
	Pre-wired	2 m		ZX0-LD50A61 2M *	ZX0-LD50A81 2M *
		5 m		ZX0-LD50A61 5M	ZX0-LD50A81 5M
	Pre-wired connector	0.5 m		ZX0-LD50A66 0.5M	ZX0-LD50A86 0.5M
	Pre-wired	2 m		ZX0-LD100A61 2M *	ZX0-LD100A81 2M *
		5 m		ZX0-LD100A61 5M	ZX0-LD100A81 5M
	Pre-wired connector	0.5 m		ZX0-LD100A66 0.5M	ZX0-LD100A86 0.5M
	Pre-wired	2 m		ZX0-LD300A61 2M *	ZX0-LD300A81 2M *
		5 m		ZX0-LD300A61 5M	ZX0-LD300A81 5M
	Pre-wired connector	0.5 m		ZX0-LD300A66 0.5M	ZX0-LD300A86 0.5M
	Pre-wired	2 m		ZX0-LD600A61 2M *	ZX0-LD600A81 2M *
		5 m		ZX0-LD600A61 5M	ZX0-LD600A81 5M
	Pre-wired connector	0.5 m		ZX0-LD600A66 0.5M	ZX0-LD600A86 0.5M

\* Sensors with Class 1 lasers are also available.

Add an "L" to the end of the model number when ordering. (Example: ZX0-LD50A61L 2M)

### Accessories (sold separately)

#### Extension Cables for Pre-wired Connector Models (Refer to Dimensions on page 7)

Cable length	Model
10 m	ZX0-XC10R
20 m	ZX0-XC20R

#### Mounting Brackets A Mounting Bracket is not provided with the Sensor. Order a Mounting Bracket separately if required. (Refer to Dimensions on page 7)

Applicable sensors	Appearance	Model	Contents
ZX0-LD50□ ZX0-LD100□		E39-L180	Mounting Bracket: 1 Nut plate: 1 Phillips screws (M3 × 30): 2
ZX0-LD300□ ZX0-LD600□		E39-L181	Mounting Bracket: 1 Nut plate: 1 Phillips screws (M4 × 35): 2