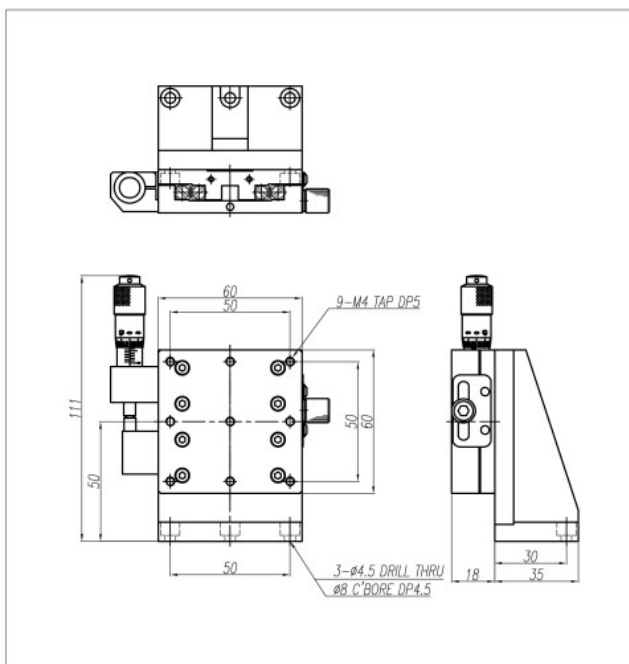


## M4-639-L1

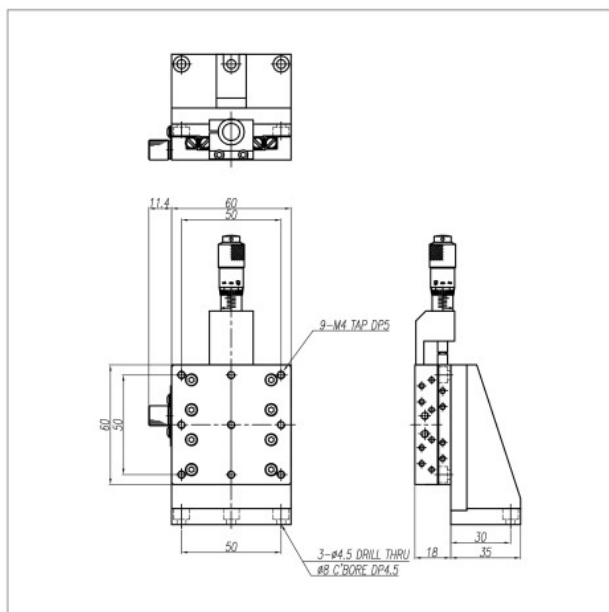


M4-639-R1

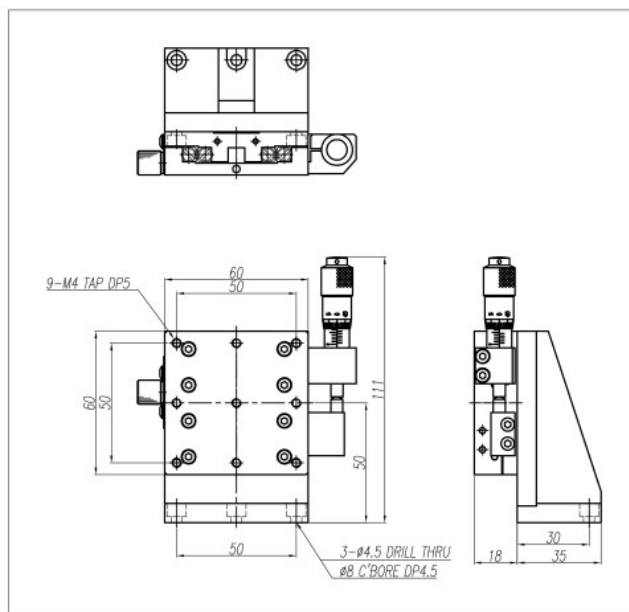
M4-639-C1



## M4-639-C1



## M4-639-R1



SPECIFICATION	M4-639-L1, R1, C1
Table Dimension(mm)	60×60
Travel Range(mm)	±6.5
Travel Guide	Cross Roller Guide
Readable Resolution(mm)	0.01
Parallelism(mm)	0.03
Running Parallelism(mm)	0.015
Straightness(mm)	0.005
Load Capacity(kg)	2
Material	Slim Steel
Weight(kg)	0.72