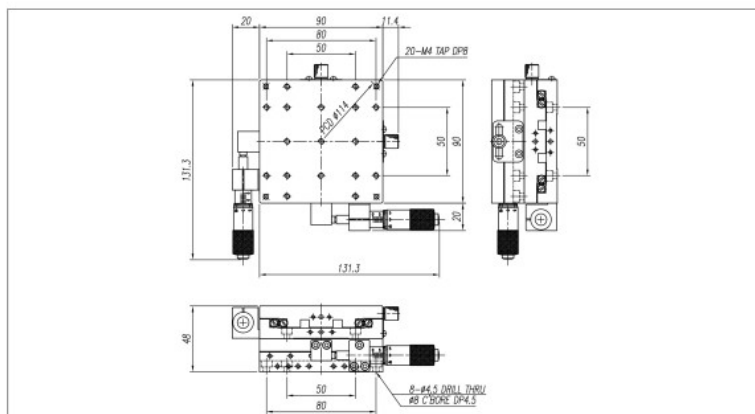


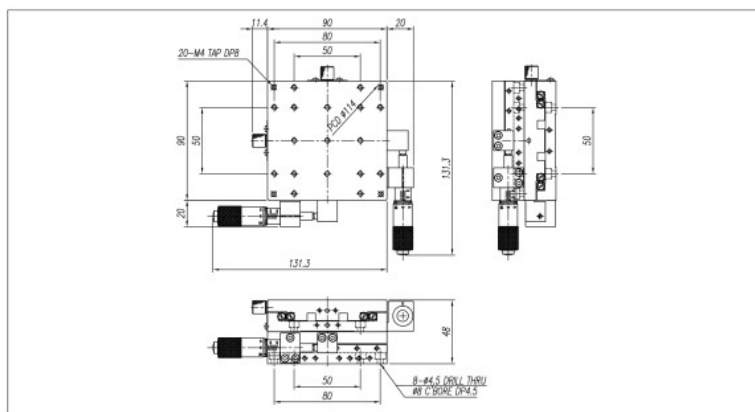
M2-938-L1



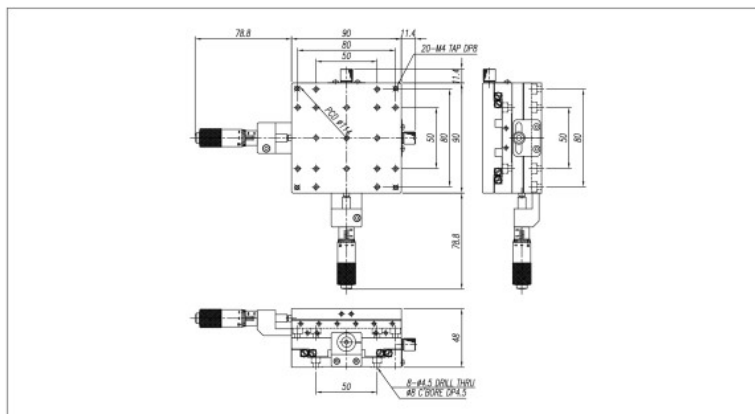
M2-938-L1



M2-938-R1



M2-938-C1



SPECIFICATION	M2-938-L1, R1, C1
Table Dimension(mm)	90×90
Travel Range(mm)	±7.5
Travel Guide	Cross Roller Guide
Readable Resolution(mm)	0.01
Parallelism(mm)	0.03
Running Parallelism(mm)	0.02
Straightness(mm)	0.008
Load Capacity(kg)	6
Material	Aluminum
Weight(kg)	1.4