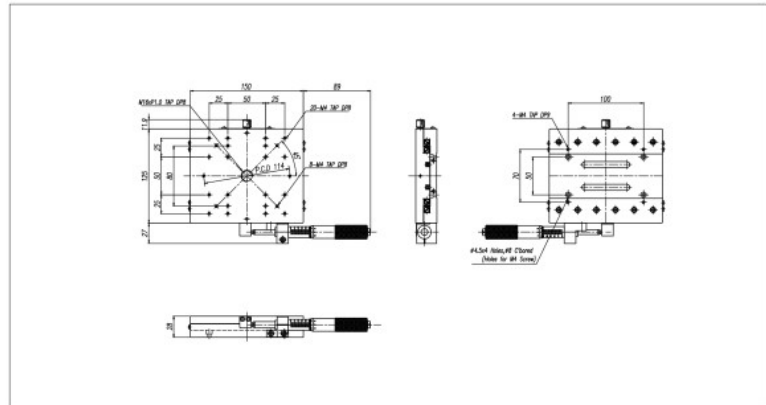


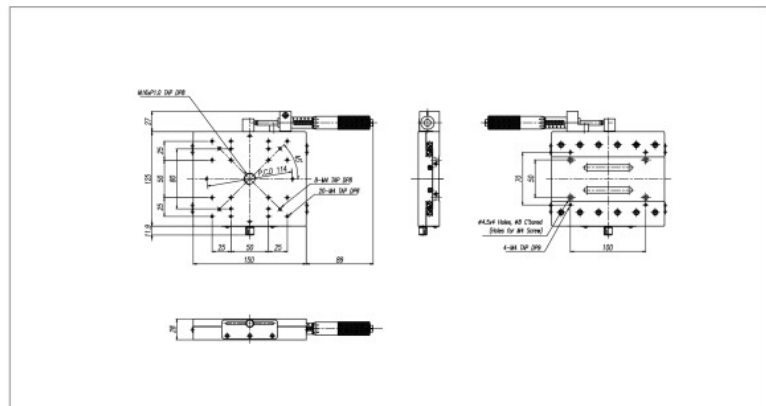
## M1-230-L1



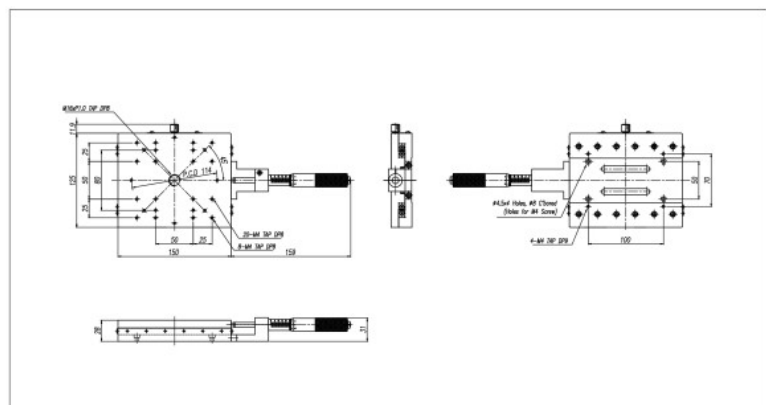
M1-230-L1



## M1-230-R1



## M1-230-C1



SPECIFICATION	M1-230-L1, R1, C1
Table Dimension(mm)	125×150
Travel Range(mm)	±25
Travel Guide	Cross Roller Guide
Readable Resolution(mm)	0.01
Parallelism(mm)	0.03
Running Parallelism(mm)	0.015
Straightness(mm)	0.005
Load Capacity(kg)	20
Material	Steel
Weight(kg)	3.9