

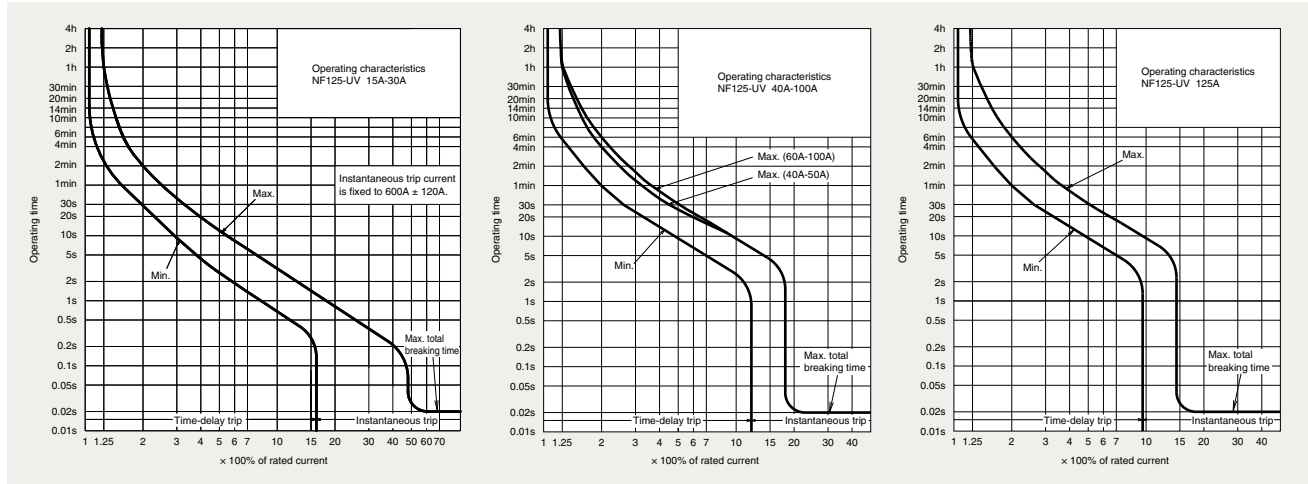
NF125-UV



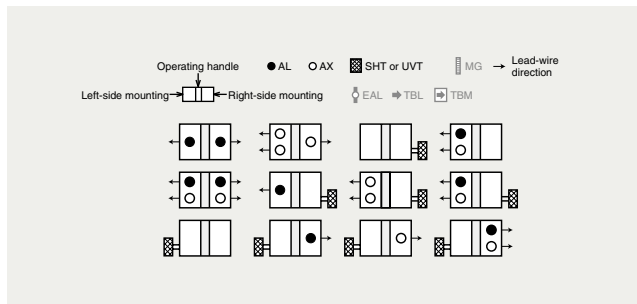
NF125-UV

Model		NF125-UV				
Rated current In (A)		15	20	30	40	50
Number of poles		2	3	4		
Rated insulation voltage Ui (V)		690				
Rated short-circuit breaking capacity (kA)	IEC 60947-2 (Icu/lcs)	AC	690V	10/10		
			500V	200/200		
			440V	200/200		
			415V	200/200		
			400V	200/200		
			380V	200/200		
		230V	200/200			
DC	250V	-				
Standard attached parts (front connection)		Mounting screw: M4x0.7x55 (2 and 3P: 2pcs, 4P: 4pcs) M4x0.7x73 (2 and 3P: 2pcs)				

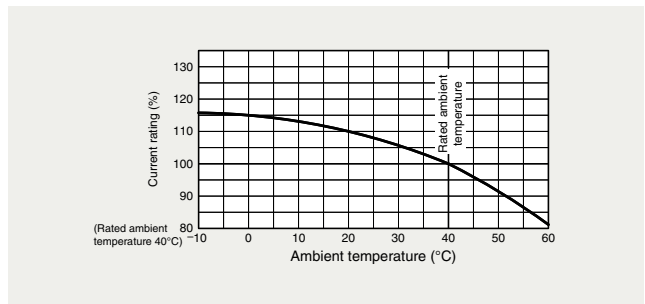
Operating Characteristics



Internal Accessories



Temperature Compensation Curve



External Accessories

Accessories		Type name	Accessories		Type name
Operating handle	F	F-1UV	Mechanical interlock	MI	2, 3P: MI-05SV3
	V	V-1UV			4P: MI-05SV4
Lock cover	LC	LC-05SV	Terminal cover	Small	3P: TCS-1SV3
Handle lock device	HL (*1)	HLF-05SV		Large	3P: TCL-1SV3
		HLN-05SV		4P: TCL-1SV4	
	HL-S	HLS-05SV		Skeleton	3P: TTC-1SV3
				Rear	3P: BTC-1SV3
			Plug-in	3P: PTC-1SV3	
			Electrical operation device	(*2)	

Notes *1 HLF types are used for OFF lock and HLN types for ON lock.
*2 Specify the working voltage.