



Base Rail Cutter ■ Exclusive scale included




Features

- The burr-free cutter eliminates the need to deburr the cut surface with a file etc. after cutting.
- Reduces cutting time and saves man hour.
- So easy and simple to handle that anyone can cut DIN rails readily.
- Using the exclusive scale permits just the required length to be cut off with ease.

Part No	Applicable rail
KC-1S	KBR-T·KBR-K
KC-2S	KBR-W·KBR-M
KC-3S	KBR-H

*Maximum length to measure with the exclusive scale: 65cm

How to Attach the Exclusive Scale



① Remove the screws from the part A on the block surface.

② Align the B part of the exclusive scale with the A part on the block surface from which the screws have been removed.

③ Secure the B part of the exclusive scale to the A part on the block surface by screws.

How to Use

- 1) Raise the handle.
- 2) Insert a rail piece along the guide through the insertion hole. The rail can be inserted from either side of left and right.
- 3) Set the piece to cut off the right length as shown below.

When using the exclusive scale:

Before cutting, check the required length with the scale.

When not using the exclusive scale:

Take the length 20mm shorter than required and align it with the end face of the block at the opposite side of insertion.

There is no distinction in the way a piece is set whether it is inserted from left or right.

- 4) Push down the handle to cut the piece.

Notes for Use

- Do not use the product for any applications other than cutting aluminum DIN rails.

Specifications

- Weight: 5.5kg
- Length: 650mm

*The specifications are subject to change without notice.

Part Names

