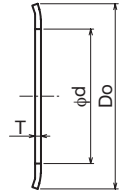
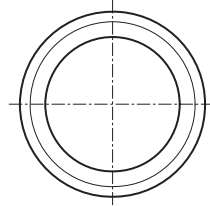
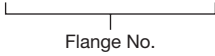


K-Timing Pulley Flange

Flange for XL/L/S5M/T5/T10
SPCC Steel/Thickness 1.0-type

● Order No. Example
KTF103826



While this is a K-Timing Pulley accessory, the flange alone is also available for sale.

 SPCC Steel

Flange No.	Outer Diameter		T	Pulley No. and No. of Teeth					¥
	Do	φd		XL	L	S5M	T5	T10	
KTF-102312	23	12	1.0	10			11,12		
KTF-102313	23	13							
KTF-102513	25	13		11					
KTF-102514	25	14		12,13			13		
KTF-102616	26	16				14	14		
KTF-102818	28	18		14,15		15	15,16		
KTF-103120	31	20		16		16	17,18		
KTF-103322	33	22		17,18		18	19		
KTF-103522	35	22		19	10	20	20	10	
KTF-103826	38	26		20,21	11		21	11	
KTF-104028	40	28				22	22,23		
KTF-104328	43	28		22,23	12		24,25		
KTF-104432	44	32		24,25	13	24		12	
KTF-104734	47	34		26	14	26	26,27	14	
KTF-104836	48	36		27,28		28	28		
KTF-105136	51	36		29			29,30		
KTF-105441	54	41					31,32		
KTF-105539	55	39		30					
KTF-105741	57	41		31,32,33			33		
KTF-106141	61	41		34,35,36			34,35,36		
KTF-106550	65	50	37,38			37,38			
KTF-106950	69	50	39,40			39,40,41			
KTF-107453	74	53	41,42,43			42,43,44			
KTF-107858	78	58	44,45			45,46,47			



Flange No. and Quantity



Same-day shipping

Postage



Precautions

* For the Timing Belt transmission, the belt is offset in one direction or the other during rotation. A Pulley Flange installation is recommended during the design phase.

* 2 per set