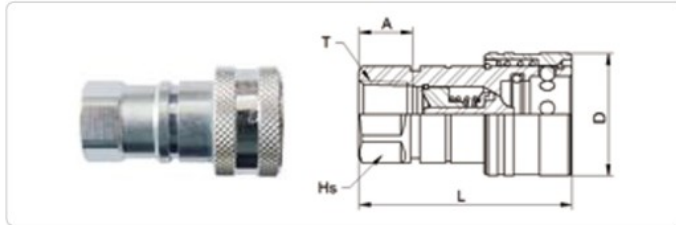
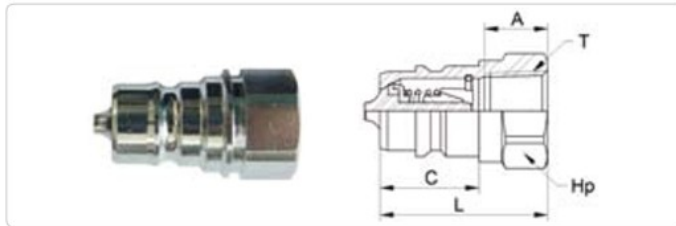


HYDRAULIC COUPLER DIMENSIONS

* Special shapes and dimensions are available upon request.
 * ISO-7241-1 A&B, 5675, 16028 (Flat Face) standard available.



S (SOCKET)						
Model	Application	Dimensions (mm)				
		L	D	Hs	A	T
2HS	PT 1/4"	53	25	19	13	PT 1/4"
3HS	PT 3/8"	57	32	22	14	PT 3/8"
4HS	PT 1/2"	66	38	27	15	PT 1/2"
6HS	PT 3/4"	82.5	48	34	17	PT 3/4"
8HS	PT 1"	100	56	41	20	PT 1"



P (PLUG)						
Model	Application	Dimensions (mm)				
		L	C	Hp	A	T
2HP	PT 1/4"	38.5	15	19	13	PT 1/4"
3HP	PT 3/8"	39	18.5	22	14	PT 3/8"
4HP	PT 1/2"	44	26	27	15	PT 1/2"
6HP	PT 3/4"	55	29	34	17	PT 3/4"
8HP	PT 1"	66	35	41	20	PT 1"

HYDRAULIC JACK COUPLER

- Ball Type: Since the valve has a metal to metal airtight type, there may be a small amount of oil leaking when disconnected.
 - Non Leak Type: Since valve has a special rubber packing on both sides of the female and male, there is no leakage of oil.
- * Both PT and NPT thread specifications are available.

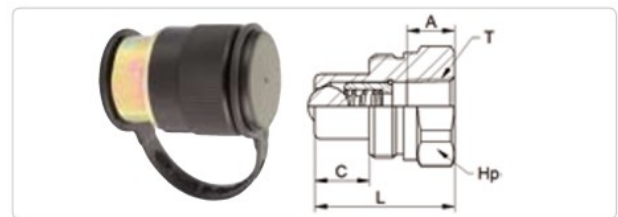


Type	Thread size	Material	Max. Working Pressure
FEMALE	PT 3/8"	STEEL	700 kgf/cm ²
	NPT 3/8"		
	PT 1/2"	SUS	
	NPT 1/2"		

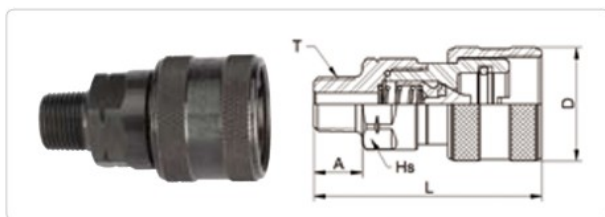
Type	Thread size	Material	Max. Working Pressure
MALE	PT 3/8"	STEEL	700 kgf/cm ²
	NPT 3/8"		
	PT 1/2"	SUS	
	NPT 1/2"		



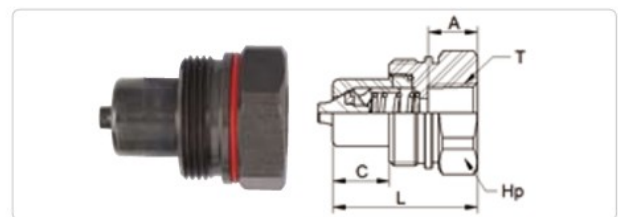
Model	Dimensions (mm)				
	L	D	Hs	A	T
JFB83	75	35	25	15	PT 3/8"
JFB21	77	35	25	16	PT 1/2"



Model	Dimensions (mm)				
	L	C	Hp	A	T
JMB83	41	16	32	14	PT 3/8"
JMB21	41	16	33	15	PT 1/2"



Model	Dimensions (mm)				
	L	D	Hs	A	T
JFN83	70	35	25	15	NPT 3/8"
JFN21	71	35	25	16	NPT 1/2"



Model	Dimensions (mm)				
	L	C	Hp	A	T
JMN83	41	16	32	14	NPT 3/8"
JMN21	42	16	33	15	NPT 1/2"

HYDRAULIC COUPLER /
HYDRAULIC JACK COUPLER

SP-COUPLER

DOUBLE PATH
OPEN COUPLER

FLASHBACK ARRESTOR

AIR EJECTOR

HOOD COUPLER