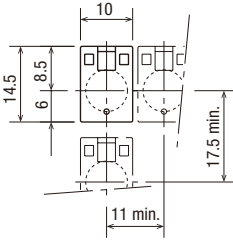


ø8 A8 Series Dimensions

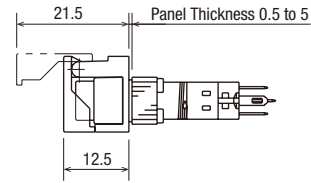
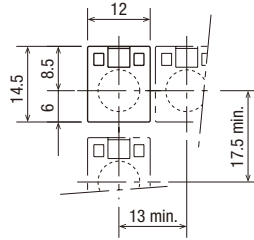
All dimensions in mm.

Switch Guard

For Round/Square Units (AL-K8)

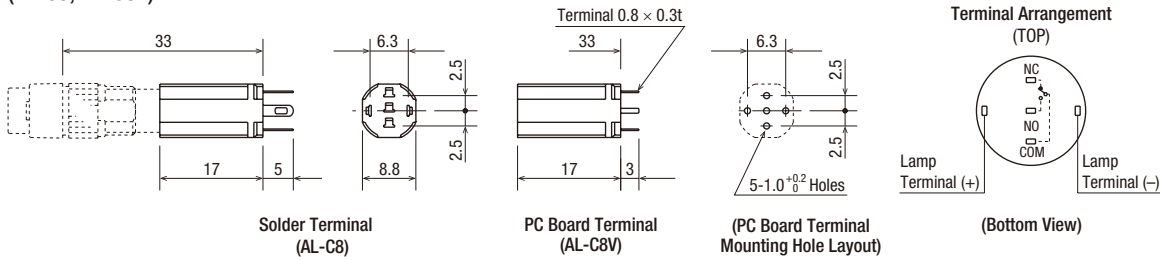


For Rectangular Units (AL-KH8)



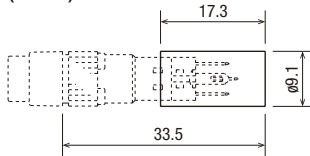
Socket

(AL-C8, AL-C8V)



Terminal Cover




(AL-V8)



Note: When wiring the terminals, insert the lead wires into the terminal cover holes before soldering.

ø8 A8 Series Maintenance Parts

All dimensions in mm.

Shape	Part No.	Ordering Part No.	Package Quantity	Color Code ①②	
Marking Plate 	Round	AL8M-W	AL8M-WPN05	5	• White
	Square	AL8Q-W	AL8Q-WPN05		
	Rectangular	AL8H-W	AL8H-WPN05		
Lens Unit 	Round	AL8M-LK1-②	AL8M-LK1-②PN02	2	Specify a color code in place of ② in the Part No. A (amber), G (green), R (red) W (white), Y (yellow)
	Square	AL8Q-LK1-②	AL8Q-LK1-②PN02		
	Rectangular	AL8H-LK1-②	AL8H-LK1-②PN02		
Button Unit 	Round	AB8M-BK1-①	AB8M-BK1-①PN02	2	Specify a color code in place of ① in the Part No. B (black), G (green), R (red) S (blue), W (white), Y (yellow)
	Square	AB8Q-BK1-①	AB8Q-BK1-①PN02		
	Rectangular	AB8H-BK1-①	AB8H-BK1-①PN02		