







ø12 A2 Series Maintenance Parts

All dimensions in mm.

Shape	Specification		Part No.	Ordering Part No.	Package Quantity	Color Code ①②
Marking Plate 	Round		AL2M-W	AL2M-WPN05	5	White
	Square		AL2Q-W	AL2Q-WPN05		
	Rectangular		AL2H-W	AL2H-WPN05		
Lens Unit 	For IP40 units	Round	AL2M-LK1-②	AL2M-LK1-②PN02	2	<ul style="list-style-type: none"> Specify a color code in place of ② in the Part No. A: amber G: green R: red W: white Y: yellow
		Square	AL2Q-LK1-②	AL2Q-LK1-②PN02		
		Rectangular	AL2H-LK1-②	AL2H-LK1-②PN02		
	For IP65 illuminated pushbuttons	Round	AL2M-LK2-②	AL2M-LK2-②	1	
		Square	AL2Q-LK2-②	AL2Q-LK2-②		
		Rectangular	AL2H-LK2-②	AL2H-LK2-②		
	For IP65 pilot lights	Round	AL2M-LK3-②	AL2M-LK3-②	1	
		Square	AL2Q-LK3-②	AL2Q-LK3-②		
		Rectangular	AL2H-LK3-②	AL2H-LK3-②		
Button Unit 	For IP40 pushbuttons	Round	AB2M-BK1-①	AB2M-BK1-①PN02	2	<ul style="list-style-type: none"> Specify a color code in place of ① in the Part No. B: black G: green R: red S: blue W: white Y: yellow
		Square	AB2Q-BK1-①	AB2Q-BK1-①PN02		
		Rectangular	AB2H-BK1-①	AB2H-BK1-①PN02		
	For IP65 pushbuttons	Round	AB2M-BK2-①	AB2M-BK2-①	1	
		Square	AB2Q-BK2-①	AB2Q-BK2-①		
		Rectangular	AB2H-BK2-①	AB2H-BK2-①		

Flush Silhouette

ø16

ø22

ø30

Miniature

Pilot Lights

HW1Z

AP22

A Series

LD6A