






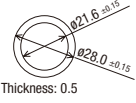




Maintenance Parts

Used for replacement only. Do not use the maintenance parts to remodel or expand the CW series control units.

Shape	Material	Part No.	Ordering No.	Package Quantity	Remarks	
Button 1 2 	1 For round flush	Polyarylate ø19.5 H3.5	CW9Z-B11①	CW9Z-B11①PN05	5	<ul style="list-style-type: none"> For maintained pushbuttons. Specify a button color code in place of ① in the Part No. B (black), G (green), R (red), S (blue), W (white), Y (yellow)
	2 For round extended	Polyarylate ø19.5 H6.2	CW9Z-B12①	CW9Z-B12①PN05	5	
Lens 2 	1 Round Flush	Polyarylate	CW9Z-L11②-K	CW9Z-L11②-KPN05	5	Color code ②: A (amber), C (clear), G (green), R (red), S (blue), Y (yellow) Use a clear (C) lens for pure white (PW) illumination. 1: For illuminated pushbutton, pilot light 2: For illuminated pushbutton 3: For pilot light
	2 Round Extended	Polyarylate	CW9Z-L12②-K	CW9Z-L12②-KPN05	5	
	3 Round Extended	Polyarylate	CW9Z-L15②-K	CW9Z-L15②-KPN05	5	
Single Contact Block 	1NO		YW-E10R	YW-E10R	1	Push rod color: black Housing color: blue and black Terminal No.: 3-4
	1NC		YW-E01	YW-E01	1	Push rod color: red Housing color: reddish purple Terminal No.: 1-2
Double Contact Block  (photo: YW-EW1R1)	2NO		YW-EW2R0	YW-EW2R0	1	Push rod color: black Housing color: blue and black Terminal No. 1st tier: 13-14 2nd tier: 23-24
	2NC		YW-EW02	YW-EW02	1	Push rod color: red Housing color: reddish purple Terminal No. 1st tier: 11-12 2nd tier: 21-22
	1NO, 1NC		YW-EW1R1	YW-EW1R1	1	Push rod color: gray Housing color: reddish purple/blue Terminal No. 1st tier: 13-14 2nd tier: 21-22
Dummy Block 	Polyamide (black)		CW-DB	CW-DBPN05	5	
Locking Ring 	Polyamide (black)		CW9Z-LN	CW9Z-LNPN05	5	
Gasket 	Nitrile rubber		CW9Z-WM	CW9Z-WMPN10	10	Waterproof gasket between CW control unit bezel and the mounting panel.  Thickness: 0.5
Spare Key 	Zinc (nickel-plated)	LA9Z-SK-0H	LA9Z-SK-0HPN02	2	Specify a key No. in place of □. 0H: Standard key (reversible) 1H to 2H: Reversible key 3H to 6H: Non-reversible key For dimensions, see B-022 .	
		LA9Z-SK-□	LA9Z-SK-□PN02			

LED Module

Package quantity: 1

Shape	Operating Voltage Range	Current Draw	Part No.	Illumination Color Code ②
	6V AC/DC ±10%	15 mA	CW-EAQ2②	Specify an illumination color code in place of ② in the Part No. A: amber G: green PW: pure white R: red S: blue
	12V AC/DC ±10%	15 mA	CW-EAQ3②	
	24V AC/DC ±10%	16.5 mA	CW-EAQ4②	
	100/120V AC ±10%	18 mA	CW-EAQH②	
	200/220V AC ±10%	20 mA	CW-EAQM②	
	230/240V AC ±10%	18 mA	CW-EAQM4②	

• Use a pure white (PW) LED module for yellow (Y) illumination.

- APEM
- Switches & Pilot Lights
- Control Boxes
- Emergency Stop Switches
- Enabling Switches
- Safety Products
- Explosion Proof
- Terminal Blocks
- Relays & Sockets
- Circuit Protectors
- Power Supplies
- LED Illumination
- Controllers
- Operator Interfaces
- Sensors
- AUTO-ID

- Flush Silhouette
- ø16
- ø22
- ø30
- Miniature
- Pilot Lights

- CW
- LW-F
- LB
- LBW
- UP
- Flush Bezel