
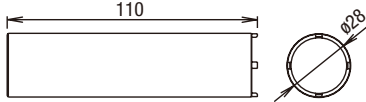

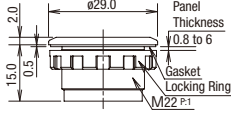

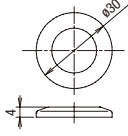

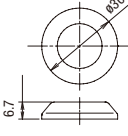

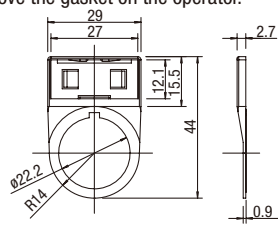


Accessories


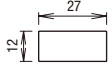
Shape	Material	Part No.	Package Quantity	Remarks
	Metal (Brass)	MW9Z-T1	1	<ul style="list-style-type: none"> Used to tighten the locking ring when installing the CW series control unit in a panel cut-out. Weight: Approx 150 g 
	Polyamide (black)	LW9Z-BP1	1	<ul style="list-style-type: none"> Used to plug an unnecessary ø22.3 mm hole in the panel. Degree of protection: IP65 Panel thickness: 0.8 to 6.0 mm 
	Rubber (Transparent silicon rubber)	CW9Z-D11	1	<ul style="list-style-type: none"> Degree of protection: IP66/67 UL Type 4X Panel thickness: 0.8 to 3.2 mm Use with round extended illuminated pushbuttons/pushbuttons. 
		CW9Z-D12	1	<ul style="list-style-type: none"> Degree of protection: IP66/67 UL Type 4X Panel thickness: 0.8 to 3.2 mm Use with round extended illuminated pushbuttons/pushbuttons. 

Nameplates

Description	Legend	Material	Ordering No.	Package Quantity	Dimensions (mm)
	Order marking plate (HWNP) separately.	Plastic (black)	CWAM	1	<ul style="list-style-type: none"> Marking plate HWNP is necessary. Degree of protection: IP65 Do not remove the gasket on the operator. 

Note: Cannot be used with HW/FB series control box types.

Making Plate

Description	Material	Part No.	Ordering No.	Package Quantity	Dimensions (mm)
 Image: HWNP-35	Aluminum (black) 1.0 mm thick	HWNP-□	HWNP-□	1	<ul style="list-style-type: none"> White legend on black background. Engraving area: W25, H7  Thickness: 1.0 mm
			HWNP-□PN10	10	

• Specify a legend code in place of □ in the Ordering No.

Legends

Code	Legend	Code	Legend
0	(blank)	4	STOP
1	ON	31	OFF-ON
2	OFF	35	HAND-AUTO
3	START	53	HAND-OFF-AUTO