

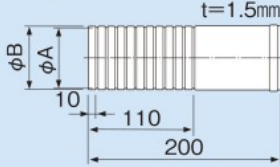


WALL SLEEVE

FP PLAIN WALL SLEEVE



Dimensions



Unit : mm

Features


- Cutmarks embossed at 1cm intervals on sleeve surface facilitate cutting to correct length.

Specifications

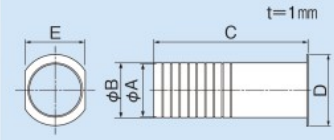
- Material ... PE
- Color ... Ivory

Code No.	Item No.	Applicable WALL CAP	A (I.D.)	B (O.D.)	I.D. in combination with UWC	I.D. in combination with WC	Core drill diameter	Pcs /Pkg
☐ 03860	FP-60N	WC-60N,UWC-60	61.5	63.5	58	57	65	100
☐ 03870	FP-65N	WC-65N,UWC-65	66.5	68.5	63	62	70	100
☐ 03880	FP-75N	WC-75N	75.5	78.5	-	71	80	100

FPW FLANGED WALL SLEEVE



Dimensions



Unit : mm

Features


- Cutmarks embossed at 1cm intervals on sleeve surface facilitate cutting to correct length.
- Integral flange prevents loss inside wall cavity.
- Can be used with WC & UWC WALL CAP.

Specifications

- Material ... PE+PP
- Color ... Ivory (Silky White)

Code No.	Item No.	A (I.D.)	B (O.D.)	C	D	E	Core drill diameter	Pcs/Pkg
☐ 03950	FPW-60	61.5	63.5	180	83.5	70	65	100
☐ 03960	FPW-65	66.5	68.5	200	88.5	76	70	50
☐ 03970	FPW-70	71.5	73.5	200	93.5	81	75	50

FPS FLANGED WALL SLEEVE



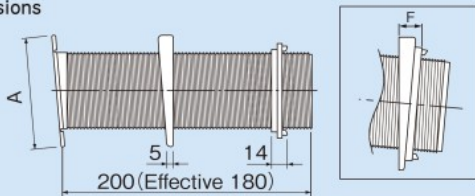
Features

- Integral 5° slope ensures correct pitch for drain line.
- Sleeve is easily secured tightly onto wall by tightening locknut.

Specifications

- Material ... PE
- Color ... Ivory

Dimensions



Unit : mm

Code No.	Item No.	A	I.D.	Core drill diameter	Effective length(max)	F	Pcs/Pkg
☐ 03930	FPS-85	130.0	84.5	φ95	180mm	23	10

- Caution**
- Joint, fixing and penetration points must be weatherproofed with caulk or putty.
 - When drilling hole in the wall, take into account wall thickness as well as slope to ensure that 5° pitch is maintained.

NFP-S NEW WALL SLEEVE KIT

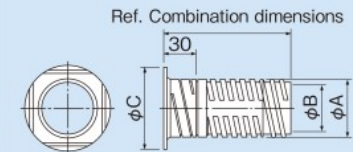


Code No.	Item No.	Contents	Pcs/Pkg
☐ 03810	NFP-60S	NFP-60+ (NWC-60+NWM-C) ×2	30
☐ 03820	NFP-65S	NFP-65+ (NWC-65+NWM-C) ×2	30
☐ 03830	NFP-75S	NFP-75+ (NWC-75+NWM-C) ×2	30

NFP NEW WALL SLEEVE



Dimensions



Unit : mm

Code No.	Item No.	A (O.D.)	B (I.D.)	C	Core drill diameter	Pcs/Pkg
☐ 03660	NFP-60	61.5	50.5	85	65	100
☐ 03670	NFP-65	66.5	55.5	90	70	100
☐ 03680	NFP-75	76.5	65.5	100	80	50

Features

- Length is adjustable between 100mm ~ 180mm without cutting.
- Wide flange allows for installation up to 5° slope.
- All 3 sizes accept standard NWM-C HOLE COVER.
- Unitary construction is easy to caulk and prevents water and pest damage.

Specifications

- Material ... PE
- Color ... Ivory

Caution

- Joint, fixing and penetration points must be weatherproofed with caulk or putty.
- Cannot adjust for lengths between 105mm ~ 127mm.

NFP Description of Part Names

A(Flange)	B(Body)	C(End)

Combination Dimensions

Parts Combination	Adjustable Length	NFP Required Q'ty
A+B	99mm~105mm	1 set
A+C		
A+B+C	127mm~180mm	1 set
A+B+B+C	196mm~255mm	2 sets
A+B+B+B+C	265mm~330mm	3 sets

- ※ Minimum 24mm overlap is required for each component when assembling.
- ※ To attach NWC WALL CAP to part B or C, adjust sleeve to exact thickness of wall.
- ※ To replace part A with NWC WALL CAP, reduce sleeve length to 10mm less than wall thickness.