





## HY-500 series


### Product composition

Model		Rated capacity	Use
 Exposed	HY-510	3P 250 V a.c. 15A	Electromotor 3 phase power supply ON, OFF
 Recessed	HY-512, HY-512S (Switch part for the lamp)	2P 250 V a.c. 15A	1 Phase Electromotor ON, OFF
	HY-513, HY-513S (Switch part for the lamp)	3P 250 V a.c. 15A	Electromotor for 3 phase power supply ON, OFF
	HY-514	3P 250 V a.c. 15A	Electromotor for 3 phase power supply ON, OFF
 Exposed	HY-516	3P 250 V a.c. 15A	Electromotor for 3 phase power supply Direct/reverse revolution for stop 1 phase, 3 phase, right/left for revolution
 Exposed	HY-517	3P 250 V a.c. 15A	Electromotor 1 phase, 3 phase ON, OFF




New product Control switch
High-end Control switch
New product assembly Indicator light Rectangular indicator light
Power switch Main switch
Cam switch
Limit switch
Micro switch
Foot switch Mono lever switch
Hoist switch

## BE series

### ● Steel case (BE)

Model	Rated capacity	Contact terminal	Marker	Case material	
 Steel case exposed	BE 230	3P 440 V a.c. 30A	M5	ON (Black) OFF (Red)	Cold workable steel plate

### ● Waterproof type (BEW, BEWT)

Model	Rated capacity	Contact terminal	Marker	Case material	
 Waterproof	BEW 215	3P 440 V a.c. 15A	M4	ON (Black) OFF (Red)	Flame retardant ABS resin
	BEW 230	3P 440 V a.c. 30A	M5		
 Advanced waterproof type	BEWT 215	3P 440 V a.c. 15A	M4		
	BEWT 315	3P 440 V a.c. 15A	M4	FOR. (Black) STOP (Red) REV. (Black)	
 Advanced waterproof type					