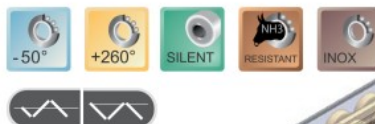
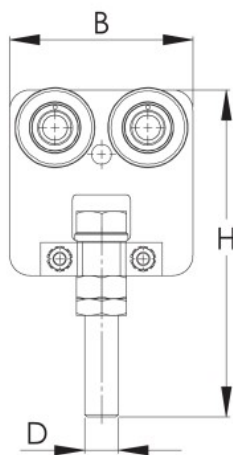
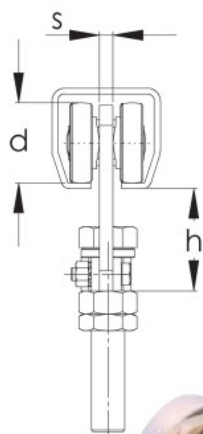


Double wheel hanger with rotating screw (for folding doors)

Type .R51

Zinc plated steel double wheel hanger, with rotating screw (short) with pivot bearing.

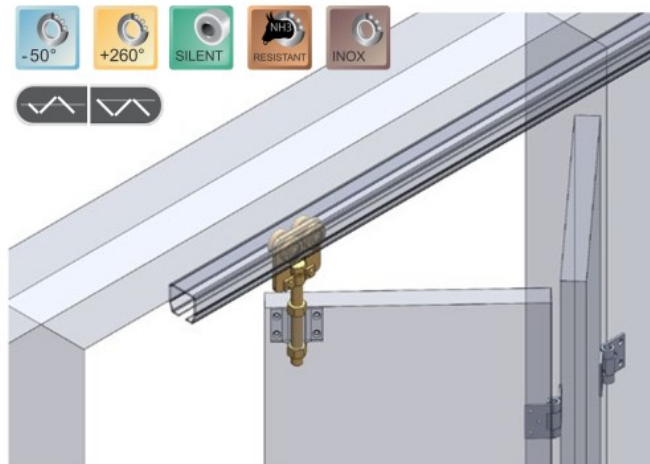
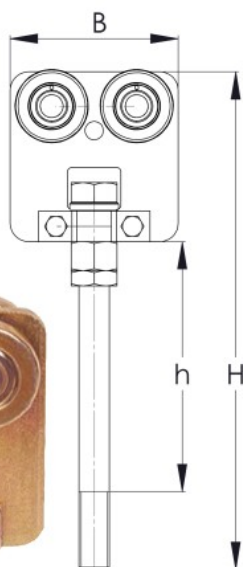
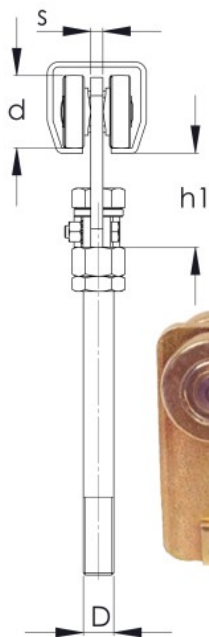


NIKO Profile No.	23.000	24.000	25.000	26.000	27.000
Wheel hanger No.	23.R51	24.R51	25.R51	26.R51	27.R51
Load per wheel hanger (SWL kg)	85	150	300	600	1000
Dimension B (mm)	68	90	110	150	200
Dimension H (mm)	122	145	195	285	360
Dimension D (mm)	M12	M16	M20	M24	M30
Dimension h (mm)	45	49	61	78	109
Dimension d (mm)	28	34	48	60	89
Dimension s (mm)	4.5	6	8	12	15

Double wheel hanger with rotating pin (for folding doors)

Type .R52

Zinc plated steel double wheel hanger, with rotating screw (long) with pivot bearing.



NIKO Profile No.	23.000	24.000	25.000	26.000
Wheel hanger No.	23.R52	24.R52	25.R52	26.R52
Load per wheel hanger (SWL kg)	85	150	300	600
Dimension B (mm)	68	90	110	150
Dimension H (mm)	225	255	320	350
Dimension D (mm)	M12	M16	M20	M24
Dimension h (mm)	115	125	145	140
Dimension h1 (mm)	45	49	61	109
Dimension d (mm)	28	34	48	60
Dimension s (mm)	4.5	6	8	12

Heavy Duty Sliding Door Fittings

We reserve the right for technical amendments without obligation.
The product pictures and drawings depicted in this catalogue do not always reflect all available sizes.