

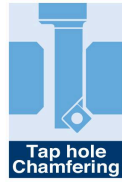
Ultra High Feed Chamfer Mill

## C-CUTTER mini

### Front & back chamfering

Bolt hole & starting hole for tapping type

Tap size : M8 - M20



World's smallest  
Hexagon  
insert

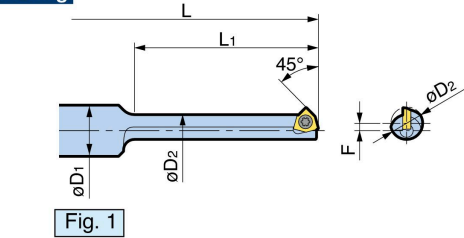


Fig. 1

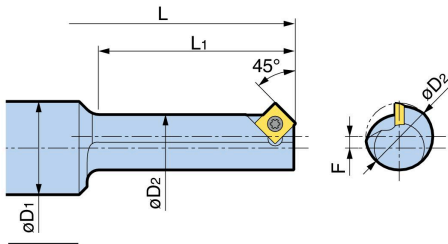
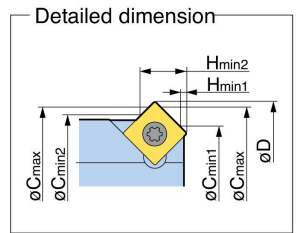
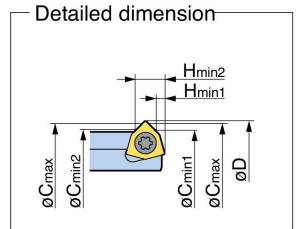


Fig. 2



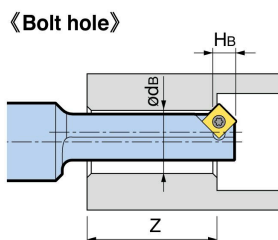
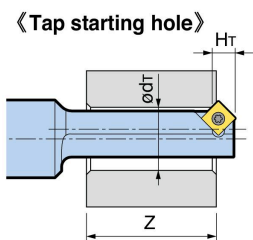
● in the table indicates Long Type

| Model            | Fig. | øD   | øD1 | øD2  | L   | L1 | øCmin1 | øCmin2 | øCmax | Hmin1 | Hmin2 | Offset F | Insert Model |         |
|------------------|------|------|-----|------|-----|----|--------|--------|-------|-------|-------|----------|--------------|---------|
| ST10-CM08-45B-19 | 1    | 9.2  | 10  | 6.3  | 81  | 19 | 6.4    | 6.6    | 8.4   | 1.0   | 3.7   | 1.45     | CM04...      |         |
| -35 ●            |      |      |     |      | 97  | 35 |        |        |       |       |       |          |              |         |
| ST12-CM10-45B-25 | 2    | 11.3 | 12  | 8.0  | 99  | 25 | 5.5    | 8.3    | 10.5  | 0.5   | 5.0   | 1.65     | CM05...      |         |
| -45 ●            |      |      |     |      | 119 | 45 |        |        |       |       |       |          |              |         |
| ST12-CM12-45B-29 | 2    | 13.4 | 12  | 9.7  | 102 | 29 | 7.6    | 10.0   | 12.6  | 0.5   | 5.2   | 1.85     |              | CM05... |
| -53 ●            |      |      |     |      | 126 | 53 |        |        |       |       |       |          |              |         |
| ST16-CM14-45B-33 | 2    | 15.5 | 16  | 11.5 | 107 | 33 | 9.7    | 11.8   | 14.7  | 0.5   | 5.3   | 2.00     |              | CM05... |
| -61 ●            |      |      |     |      | 135 | 61 |        |        |       |       |       |          |              |         |
| ST16-CM16-45B-37 | 2    | 17.6 | 16  | 13.5 | 110 | 37 | 11.8   | 13.8   | 16.8  | 0.5   | 5.4   | 2.05     |              | CM05... |
| -69 ●            |      |      |     |      | 142 | 69 |        |        |       |       |       |          |              |         |
| ST20-CM18-45B-42 | 2    | 19.7 | 20  | 14.9 | 126 | 42 | 13.9   | 15.2   | 18.9  | 0.5   | 5.7   | 2.40     |              | CM05... |
| -78 ●            |      |      |     |      | 162 | 78 |        |        |       |       |       |          |              |         |
| ST20-CM20-45B-46 | 2    | 21.8 | 20  | 16.9 | 129 | 46 | 16.0   | 17.2   | 21.0  | 0.5   | 5.8   | 2.45     | CM05...      |         |
| -86 ●            |      |      |     |      | 169 | 86 |        |        |       |       |       |          |              |         |

- Wrench and screw are included. Inserts are ordered separately (10/pkg).
- 10 screws and 1 wrench are included in Insert Clamping Screw Set.
- For ● Long Type, standard insert is recommended rather than "SE" sharp edge insert to avoid chipping.

Refer to page I 29 for cutting conditions, **table A** for long models marked with ●, **table B** for other models.

For Insert : I 29



| Cutter Type | Tap starting hole |     | Bolt hole |     | Z             |           |
|-------------|-------------------|-----|-----------|-----|---------------|-----------|
|             | ødTr              | HT  | ødB       | HB  | Standard type | Long type |
| CM08        | 6.8(M8)           | 3.6 | 6.6(M6)   | 3.7 | 13            | 29        |
| CM10        | 8.5(M10)          | 4.9 | 9 (M8)    | 4.6 | 17            | 37        |
| CM12        | 10.3(M12)         | 5.0 | 11 (M10)  | 4.7 | 21            | 45        |
| CM14        | 12.0(M14)         | 5.2 | -         | -   | 25            | 53        |
| CM16        | 14.0(M16)         | 5.3 | 14 (M12)  | 5.3 | 29            | 61        |
| CM18        | 15.5(M18)         | 5.6 | 16 (M14)  | 5.3 | 33            | 69        |
| CM20        | 17.5(M20)         | 5.6 | 18 (M16)  | 5.4 | 37            | 77        |