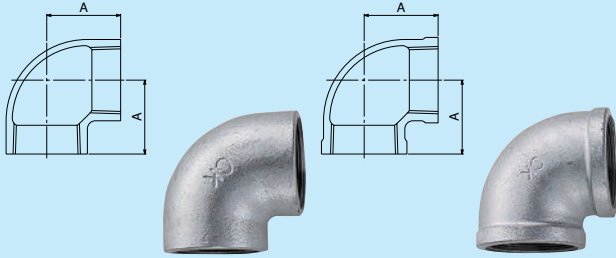


CKe galvanized iron pipe fitting

Elbows (L)

Unit : mm



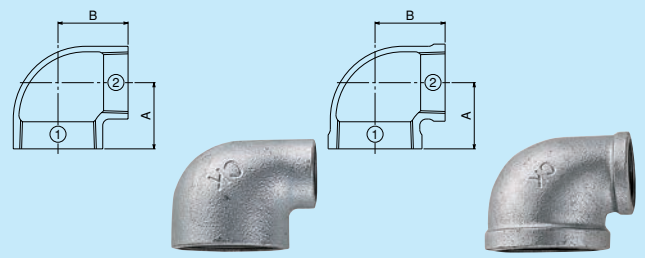
Fitting sizes	Face-to-centre dimensions	
	A	
○ 1/8	17	
○ 1/4	19	
○ 3/8	23	
● 1/2	27	
● 3/4	32	
● 1	38	
● 1 1/4	46	
● 1 1/2	48	
● 2	57	
2 1/2	69	
3	78	
4	97	
5	113	
6	132	

Fittings having a nominal size of 2 1/2 or more are banded. The banded products marked with "●" are produced on orders.

CKe galvanized iron pipe fitting

Reducing elbows (RL)

Unit : mm



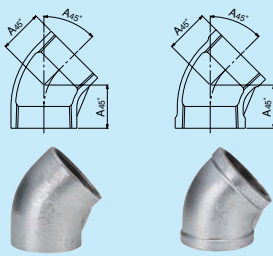
Fitting sizes ①×②	Face-to-centre dimensions		Fitting sizes ①×②	Face-to-centre dimensions	
	A	B		A	B
○※ 1/4×1/8	17	19	2 × 1	44	51
○ 3/8×1/4	20	22	2 × 1 1/4	48	54
● 1/2×1/4	24	24	2 × 1 1/2	52	55
1/2×3/8	26	25	2 1/2×1	48	60
3/4×3/8	28	28	2 1/2×1 1/4	52	62
3/4×1/2	29	30	2 1/2×1 1/2	55	62
1 × 3/8	30	31	2 1/2×2	60	65
1 × 1/2	32	33	※ 3 × 1	48	65
● 1 × 3/4	34	35	3 × 1 1/4	55	70
1 1/4×1/2	34	38	3 × 1 1/2	58	72
● 1 1/4×3/4	38	40	3 × 2	62	72
● 1 1/4×1	40	42	3 × 2 1/2	72	75
1 1/2×1/2	35	42	4 × 2	69	87
● 1 1/2×3/4	38	43	4 × 2 1/2	78	90
● 1 1/2×1	41	45	4 × 3	83	91
● 1 1/2×1 1/4	45	48	5 × 4	100	111
2 × 1/2	38	48			
2 × 3/4	41	49			

Fittings having a nominal size of 2 1/2 or more and fitting marked ○ are banded. Fittings marked ※ are not defined in the JIS standard. The banded products marked with "●" are produced on orders.

CKe galvanized iron pipe fitting

45° elbows (45L)

Unit : mm



Fitting sizes	Face-to-centre dimensions	
	A45°	
○ 1/8	16	
○ 1/4	17	
○ 3/8	19	
● 1/2	21	
● 3/4	25	
● 1	29	
● 1 1/4	34	
● 1 1/2	37	
● 2	42	
2 1/2	49	
3	54	
4	65	
5	74	
6	82	

Fittings marked ※ are not defined in the JIS standard. The banded products marked with "●" are produced on orders.

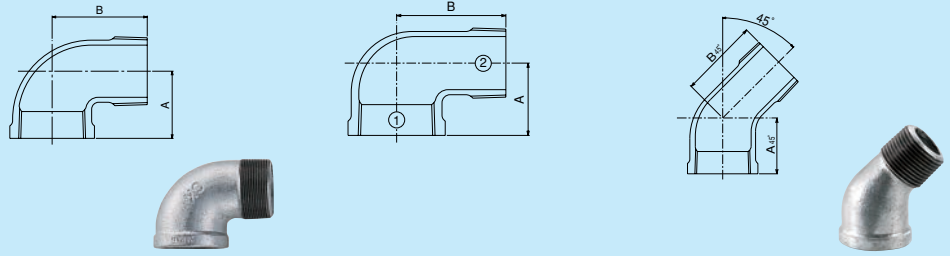
CKe galvanized iron pipe fitting

Male and female elbows (SL) (street elbows)

Reducing male and female elbows (RSL) (reducing street elbows)

45° male and female elbows (45SL) (45° street elbows)

Unit : mm



Fitting sizes	Male and female elbows Face-to-centre dimensions		Fitting sizes ①×②	Reducing male and female elbows Face-to-centre dimensions		Fitting sizes	45° male and female elbows Face-to-centre dimensions	
	A	B		A	B		A45°	B45°
1/8	17	26	3/4×1/2	29	44	3/4	25	36
1/4	19	30	1 × 3/4	34	51	1	29	42
3/8	23	35						
1/2	27	40						
3/4	32	47						
1	38	54						
1 1/4	46	62						
1 1/2	48	68						
2	57	79						
2 1/2	69	92						
3	78	104						
4	97	126						