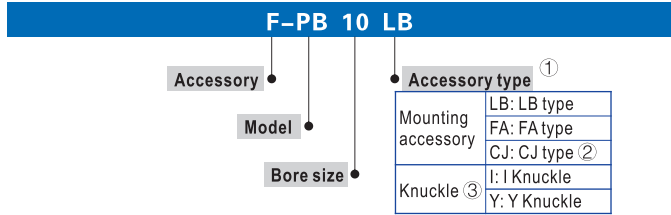


Pen size cylinder

Accessories

Ordering code



- ① Please refer to accessory list for selection and ordering information.
- ② CJ is attached with relevant PIN.
- ③ Please refer to page 453, 454 for others knuckle.

Accessory selection

Accessories	Cylinder model		PB		PSB, PTB		PBD, PBJ	
	Standard	With magnet	Standard	With magnet	Standard	With magnet	Standard	With magnet
Mounting accessory	LB	●	●	●	●	●	●	●
	FA	●	●	●	●	●	●	●
	CJ	●	●	●	●	●	×	×
Knuckle ①	I	●	●	●	●	●	●	●
	Y	●	●	●	●	●	●	●
	F	●	●	●	●	●	●	●
	U	●	●	●	●	●	●	●
Sensor switch ②	CS1-M	×	●	×	●	×	●	●
	DS1-M	×	●	×	●	×	●	●

- ① Please refer to P453~456 for knuckle detail.
- ② Please refer to P457~480 for detail of sensor switch.

Material of accessories

Accessories	Mounting accessories			Knuckle			
	LB	FA	CJ	I	Y	F	U
4-16	△	△	△	□	□	□	□

△ — SPCC, □ — Carbon steel.

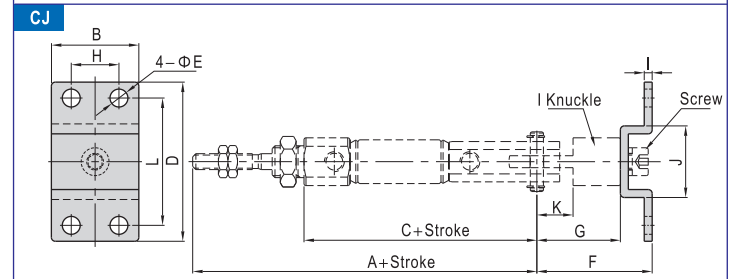
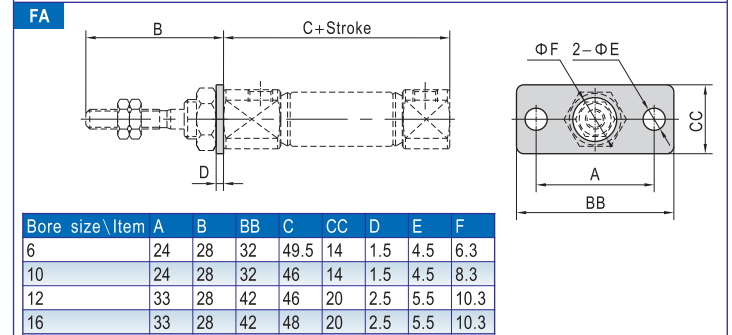
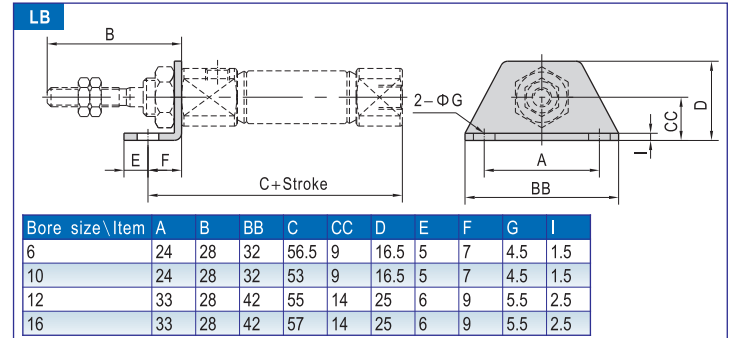
List for ordering code of accessories

Bore size	Accessories		
	LB	FA	CJ
4	-	-	-
6	F-PB6LB	F-PB6FA	-
10	F-PB10LB	F-PB10FA	F-PB10CJ
12	F-PB12LB	F-PB12FA	F-PB12CJ
16	F-PB12LB	F-PB12FA	F-PB16CJ

Bore size	Accessories			
	I: I Knuckle	Y: Y Knuckle	F: F Knuckle	U: U Knuckle
4	-	-	-	-
6	F-PB6I	F-PB6Y	F-M3X040F	-
10	F-PB10I	F-PB10Y	F-M4X070F	F-M4X070U
12	F-PB12I	F-PB12Y	F-M5X080F	F-M5X080U

Bore size	Accessories	
	CS1-M □	DS1-M □
4	-	-
6	CS1-M-S06	DS1-M-S06
10	CS1-M-S10	DS1-M-S10
12	CS1-M-S12	DS1-M-S12
16	CS1-M-S16	DS1-M-S16

Dimensions



Note) CJ type accessories need to be matched with I joint and I joint has to be ordered individually.

