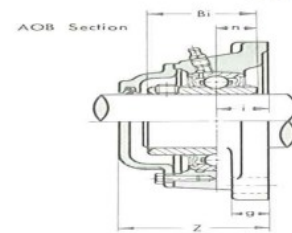
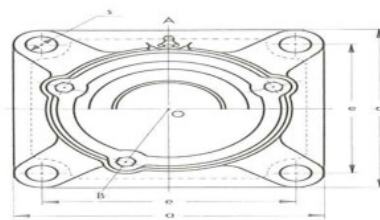


SQUARE FLANGE UNITS WITH CAST IRON COVERS

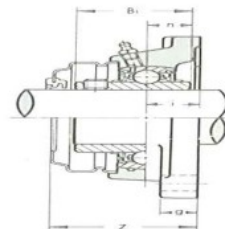
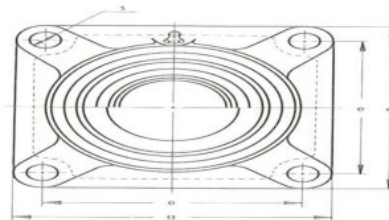
CUCF 200C(CE) type
Normal Duty
Set-screw Locking



| Unit No. | | Shaft Diam. mm | Dimensions mm | | | | | | | | | | Bolt Size mm | Bearing No. | Housing No. | Weight kg |
|------------|--------------|----------------|---------------|-----|----|----|----|-----|------|------|-----|--------|--------------|-------------|-------------|-----------|
| Open Cover | Closed Cover | | a | e | i | g | s | Z | Bi | n | | | | | | |
| CUCF 201C | CUCF 201CE | 12 | 86 | 64 | 15 | 12 | 12 | 46 | 31 | 12.7 | M10 | UC 201 | CF 204 | 1.0 | | |
| CUCF 202C | CUCF 202CE | 15 | 86 | 64 | 15 | 12 | 12 | 46 | 31 | 12.7 | M10 | UC 202 | CF 204 | 1.0 | | |
| CUCF 203C | CUCF 203CE | 17 | 86 | 64 | 15 | 12 | 12 | 46 | 31 | 12.7 | M10 | UC 203 | CF 204 | 1.0 | | |
| CUCF 204C | CUCF 204CE | 20 | 86 | 64 | 15 | 12 | 12 | 46 | 31 | 12.7 | M10 | UC 204 | CF 204 | 1.0 | | |
| CUCF 205C | CUCF 205CE | 25 | 95 | 70 | 16 | 14 | 12 | 51 | 34.1 | 14.3 | M10 | UC 205 | CF 205 | 1.2 | | |
| CUCF 206C | CUCF 206CE | 30 | 108 | 83 | 18 | 14 | 12 | 55 | 38.1 | 15.9 | M10 | UC 206 | CF 206 | 1.6 | | |
| CUCF 207C | CUCF 207CE | 35 | 117 | 92 | 19 | 16 | 14 | 59 | 42.9 | 17.5 | M12 | UC 207 | CF 207 | 2.1 | | |
| CUCF 208C | CUCF 208CE | 40 | 130 | 102 | 21 | 16 | 16 | 66 | 49.2 | 19 | M14 | UC 208 | CF 208 | 2.7 | | |
| CUCF 209C | CUCF 209CE | 45 | 137 | 105 | 22 | 18 | 16 | 67 | 49.2 | 19 | M14 | UC 209 | CF 209 | 3.1 | | |
| CUCF 210C | CUCF 210CE | 50 | 143 | 111 | 22 | 18 | 16 | 71 | 51.6 | 19 | M14 | UC 210 | CF 210 | 3.6 | | |
| CUCF 211C | CUCF 211CE | 55 | 162 | 130 | 25 | 20 | 19 | 75 | 55.6 | 22.2 | M16 | UC 211 | CF 211 | 4.6 | | |
| CUCF 212C | CUCF 212CE | 60 | 175 | 143 | 29 | 20 | 19 | 86 | 65.1 | 25.4 | M16 | UC 212 | CF 212 | 5.9 | | |
| CUCF 213C | CUCF 213CE | 65 | 187 | 149 | 30 | 20 | 19 | 89 | 65.1 | 25.4 | M16 | UC 213 | CF 213 | 7.1 | | |
| CUCF 214C | CUCF 214CE | 70 | 193 | 152 | 31 | 24 | 19 | 98 | 74.6 | 30.2 | M16 | UC 214 | CF 214 | 7.8 | | |
| CUCF 215C | CUCF 215CE | 75 | 200 | 159 | 34 | 24 | 19 | 102 | 77.8 | 33.3 | M16 | UC 215 | CF 215 | 8.6 | | |
| CUCF 216C | CUCF 216CE | 80 | 208 | 165 | 34 | 24 | 23 | 107 | 82.6 | 33.3 | M20 | UC 216 | CF 216 | 10.0 | | |
| CUCF 217C | CUCF 217CE | 85 | 220 | 175 | 36 | 26 | 23 | 111 | 85.7 | 34.1 | M20 | UC 217 | CF 217 | 11.8 | | |
| CUCF 218C | CUCF 218CE | 90 | 235 | 187 | 40 | 26 | 23 | 122 | 96 | 39.7 | M20 | UC 218 | CF 218 | 14.9 | | |

SQUARE FLANGE UNITS WITH PRESSED STEEL COVERS

UCF 200C(E) type
Normal Duty
Set-screw Locking



| Unit No. | | Shaft Diam. mm | Dimensions mm | | | | | | | | | | Bolt Size mm | Bearing No. | Housing No. | Weight kg |
|------------|--------------|----------------|---------------|-----|----|----|----|----|------|------|-----|--------|--------------|-------------|-------------|-----------|
| Open Cover | Closed Cover | | a | e | i | g | s | Z | Bi | n | | | | | | |
| UCF 201C | UCF 201E | 12 | 86 | 64 | 15 | 12 | 12 | 43 | 31 | 12.7 | M10 | UC 201 | F 204C | 0.67 | | |
| UCF 202C | UCF 202E | 15 | 86 | 64 | 15 | 12 | 12 | 43 | 31 | 12.7 | M10 | UC 202 | F 204C | 0.65 | | |
| UCF 203C | UCF 203E | 17 | 86 | 64 | 15 | 12 | 12 | 43 | 31 | 12.7 | M10 | UC 203 | F 204C | 0.64 | | |
| UCF 204C | UCF 204E | 20 | 86 | 64 | 15 | 12 | 12 | 43 | 31 | 12.7 | M10 | UC 204 | F 204C | 0.62 | | |
| UCF 205C | UCF 205E | 25 | 95 | 70 | 16 | 14 | 12 | 48 | 34.1 | 14.3 | M10 | UC 205 | F 205C | 0.86 | | |
| UCF 206C | UCF 206E | 30 | 108 | 83 | 18 | 14 | 12 | 51 | 38.1 | 15.9 | M10 | UC 206 | F 206C | 1.2 | | |
| UCF 207C | UCF 207E | 35 | 117 | 92 | 19 | 16 | 14 | 54 | 42.9 | 17.5 | M12 | UC 207 | F 207C | 1.6 | | |
| UCF 208C | UCF 208E | 40 | 130 | 102 | 21 | 16 | 16 | 62 | 49.2 | 19 | M14 | UC 208 | F 208C | 2.1 | | |
| UCF 209C | UCF 209E | 45 | 137 | 105 | 22 | 18 | 16 | 63 | 49.2 | 19 | M14 | UC 209 | F 209C | 2.5 | | |
| UCF 210C | UCF 210E | 50 | 143 | 111 | 22 | 18 | 16 | 66 | 51.6 | 19 | M14 | UC 210 | F 210C | 2.6 | | |
| UCF 211C | UCF 211E | 55 | 162 | 130 | 25 | 20 | 19 | 69 | 55.6 | 22.2 | M16 | UC 211 | F 211C | 3.6 | | |
| UCF 212C | UCF 212E | 60 | 175 | 143 | 29 | 20 | 19 | 80 | 65.1 | 25.4 | M16 | UC 212 | F 212C | 4.8 | | |
| UCF 213C | UCF 213E | 65 | 187 | 149 | 30 | 20 | 19 | 81 | 65.1 | 25.4 | M16 | UC 213 | F 213C | 5.8 | | |